

TRACK & FIELD

MAY 18-20, 2017 * HAYWARD FIELD * EUGENE

2016-17

OSAA

State

Championships

www.osaa.org



Best Tire Value **PROMISE**

WITH EVERY PASSENGER & LIGHTTRUCK TIRE PURCHASE

Whatever the road throws at you, from potholes to nails –
any road hazard, our **FREE GUARANTEE** protects you



Doing the right thing matters.®

107 Oregon locations to serve you!

Over 455 stores throughout the West • www.LesSchwab.com

TIRES • BRAKES • SHOCKS • ALIGNMENTS • WHEELS • SUSPENSIONS • BATTERIES

OSAA / U.S. BANK / LES SCHWAB TIRES STATE CHAMPIONSHIPS



Welcome to the OSAA / U.S. Bank / Les Schwab Tires State Championships!

At the OSAA we believe high school activities provide opportunities for young people to receive a well-rounded education that challenges both mind and body. These opportunities enrich and expand our students' school experience and help them become contributing members of society.

Participation in activities teaches students how to be part of a team; the meaning of respect for themselves and others; and skills like grit, resilience, patience and the ability to collaborate with peers. They also learn how to fail and, more importantly, how to turn setbacks into success through effort.

Congratulations to all students, coaches, schools and communities who earned the right to participate in this state championship! And a special thanks to U.S. Bank and Les Schwab Tires for sharing our belief in the value of high school activities through their continued financial commitment. Together, we remain steadfast in our efforts to provide opportunities for today's students to experience these valuable lessons.

Thank you for your continued support of Oregon high school activities!

Peter Weber
Executive Director, OSAA



On behalf of U.S. Bank, welcome to today's Oregon School Activities Association state championship!

We believe in building strong communities where we live and work. One way we demonstrate this commitment in Oregon is by supporting OSAA programs, which promote leadership, teamwork and sportsmanship in young people. Since 1984, U.S. Bank has been proud to support the OSAA and its 290 member schools, with more than four million dollars in contributions to date.

We extend our congratulations to all of the participants, coaches, families and fans here today. We look forward to our continued partnership with you in support of Oregon's young people

Stacey Dodson
President, U.S. Bank
Portland and Southwest Washington



Welcome!

Whether students are shooting for the hoop, singing in the choir, marching in time or aiming for the end zone, they are practicing skills that will serve them well in school, on the job and in life.

Today, throughout the state there are 290 high schools serving over 180,000 students. These schools help provide valuable education for our youth both in and outside the classroom to help make Oregon a better place to live. Thank you for being here and for supporting our great young people.

At Les Schwab Tire Centers, we are proud of the players and performers of the OSAA. We are also excited to celebrate our 15th year of being a title sponsor. We believe in supporting students as they learn about commitment, hard work and serving the community — values the company believes in.

**Teamwork. Responsibility.
Accomplishment.**





***WE BELIEVE
IN CHANGING MORE
THAN JUST TIRES.***



Our values aren't just something we talk about, they're something we act on. We are proud to be a title sponsor for the Oregon School Activities Association Track and Field Championships! It's a great way for them to grow and learn the same sense of hard work and integrity that makes our state, and Les Schwab, strong.

www.LesSchwab.com



Doing the right thing matters.®

POP QUIZ:

Why do top athletes
drink milk?

- a) Nutrients
- b) Protein
- c) Fueling and refueling
- d) Performance
- e) Hydration

Answer: All the above.

Learn how milk makes
the grade at:
osaa.org/health-safety





Kids who **play** grow
into healthy adults.

Proud sponsor of the OSAA



OSAA



25200 SW Parkway Avenue, Suite 1
Wilsonville, OR 97070-9616

www.osaa.org

About the OSAA

The OSAA is comprised of 290 member high schools representing more than 200 Oregon communities. A private non-profit, board-governed association, the OSAA is sanctioned by the Oregon State Board of Education and is a member of the National Federation of State High School Associations (NFHS).

It's History

The OSAA began in 1918 when administrators from 36 schools recognized a need for an organization to coordinate and regulate high school interscholastic competition. Thus the Oregon State High School Athletic Association was formed. The name was changed in 1947 to reflect the inclusion of activities outside of traditional athletics.

Mission Statement

The mission of the OSAA is to serve member schools by providing leadership and state coordination for the conduct of interscholastic activities, which will enrich the educational experiences of high school students. The OSAA will work to promote interschool activities that provide equitable participation opportunities, positive recognition and learning experiences to students, while enhancing the achievement of educational goals.

What the OSAA Does

Much like the NCAA at the collegiate level, the OSAA regulates the eligibility and competition of all high school students in the state. This includes everything from determining which league a school will compete in to sponsoring and administering state championships.

Funding

As a private, non-profit organization, the OSAA does not receive any state funding. Revenue is generated from three sources: school membership fees, state championship gate receipts and corporate sponsors.

OSAA Activities

The OSAA sponsors 116 state championships for students competing in 19 interscholastic activities:

Fall

Cross Country, Volleyball, Soccer, Football

Winter

Cheerleading, Wrestling, Swimming, Basketball, Dance/Drill

Spring

Speech, Solo Music, Choir, Band/Orchestra
Golf, Tennis, Track & Field, Softball, Baseball

EXECUTIVE BOARD



Don Grotting (Pres.)
Superintendent
David Douglas SD
6A



Mark Hannan (V.P.)
Principal
Silverton HS
5A



Andy Gardner
Superintendent
North Santiam SD
4A



Tim France
Principal
Willamina HS
3A



Jeff Clark
Principal
Oakland HS
2A



Steve Boynton
Superintendent
Lincoln County SD
1A



Mark Witty
Superintendent
Baker SD
6A/5A/4A At-Large



Tony Guevara
President
Blanchet Catholic
3A/2A/1A At-Large



Matt Posey
School Board
Dallas SD
OSBA



Mark Horak
Athletic Director
West Linn HS
OADA



Mary Lou Boderman
Coordinator Music & Drama
Salem-Keizer SD
Activities



Tony Koontz
AD/Coach
Harrisburg HS
OACA



Jack Foliard
Executive Director
OAOA

#opreps

SUN DAY
MON DAY
TUES DAY
WEDNES DAY
THURS DAY
GAME DAY

Who's dominating? Who's a force to watch? Get the story on OREGONLIVE, with statewide high school sports coverage all week long.

Follow Oregon's top teams and student athletes with:

- ★ game previews and live coverage
- ★ player and team rankings
- ★ exclusive photos and videos
- ★ reader polls and more

And on Fridays, get the view from the field with in-depth reporting from our Game of the Week.

Catch This Week's Action:

OREGONLIVE.COM/prep

P•R•E•P
SPORTS

The Oregonian OREGONLIVE





Proud to be the Official
Sports Apparel Company
of the OSAA



**OFFICIAL State Championship
Letter Jacket Award Patches.**

OSAA STATE CHAMPION SHIRTS



AVAILABLE ONLINE

Exclusively at



www.osaastore.com
www.sportsu-store.com



503-227-2051

OSAA State Championship Sportswear

OSAA Boys Track & Field Championships

Team State Champions Past 10 Years (see www.osaa.org/archives for all-time lists of team and individual champions)

| Year | Class | State Champion | Score | Coach | 2 nd Place | Score | Coach | Site |
|------|-------|---------------------|---------|--|-----------------------|----------|--------------------------|--------------------------|
| 2006 | 4A | Jesuit | 39 | Tom Rothenberger | Mountain View | 37 | Joe Padilla | Hayward Field, Eugene |
| | 3A | Wilsonville | 66 | Josh Finck | Molalla | 51 | Gary Fischer | Hayward Field, Eugene |
| | 2A | Regis | 59 | Mike Bauer | Oakridge | 49 | Rene Stephenson | McArthur Field, Monmouth |
| | 1A | Damascus Christian | 79 | Kelly Holding | South Wasco County | 66 | Jim Hull | McArthur Field, Monmouth |
| 2007 | 6A | Lincoln | 55 | Forrest Sherman & Charlotte Richardson | West Salem | 51 | Erich Herber | Hayward Field, Eugene |
| | 5A | St. Helens | 53 | Gerald Tinkle | Lebanon | 44 | Rob Allen | Hayward Field, Eugene |
| | 4A | Marist | 62 | Pat Wagner & Cathie Twomey Bellamy | North Bend | 59 | Steve Greif | Hayward Field, Eugene |
| | 3A | Grant Union | 84 | Sonna Smith | Bandon | 49 | Jim Boyd | McArthur Field, Monmouth |
| | 2A | Bonanza | 83 | Carolyn Shaw | Cascade Christian | 60 | Phil Cochran | McArthur Field, Monmouth |
| | 1A | Damascus Christian | 81 | Kelly Holding | New Hope Christian | 42 | David Bowdoin | McArthur Field, Monmouth |
| 2008 | 6A | Barlow | 74 | Sherry Gustafson | Lincoln | 47.5 | Forrest Sherman | Hayward Field, Eugene |
| | 5A | Marshfield | 49 | Fran Worthen | Wilsonville | 38 | Josh Finck | Hayward Field, Eugene |
| | 4A | Sweet Home | 58 | Billy Snow | North Bend | 57 | Steve Greif | Hayward Field, Eugene |
| | 3A | Vale | 63 | Don M. Wayne | Westside Christian | 59 | Moreland Anderson | McArthur Field, Monmouth |
| | 2A | Portland Christian | 68 | Andrew Jannsen | Oakridge | 58 | Renee Stephenson | McArthur Field, Monmouth |
| | 1A | Southwest Christian | 44 | Dawna Stutzman | Damascus Christian | 43.5 | Kelly Holding | McArthur Field, Monmouth |
| | 2009 | 6A | Sheldon | 67 | Erin Regali | Barlow | 62 | David Kilian |
| 5A | | Marshfield | 56 | Mac McIntosh | Crater | 47 | Justin Loftus | Hayward Field, Eugene |
| 4A | | Sweet Home | 77 | Billy Snow | Ontario | 44 | Jeff Church | Hayward Field, Eugene |
| 3A | | Westside Christian | 66 | Moreland Anderson & Scott Ball | Creswell | 59 | Dave Nickelson | McArthur Field, Monmouth |
| 2A | | Portland Christian | 76.5 | Andrew Jannsen | Bonanza | 74 | Carolyn Shaw | McArthur Field, Monmouth |
| 1A | | Portland Lutheran | 62 | Tom Stein | Damascus Christian | 50 | Kelly Holding | McArthur Field, Monmouth |
| 2010 | 6A | Tigard | 50 | Erik Smith | Barlow | 49 | David Kilian | Hayward Field, Eugene |
| | 5A | Crater | 86 | Justin Loftus | Marshfield | 63 | Mac McIntosh | Hayward Field, Eugene |
| | 4A | Sweet Home | 58 | Billy Snow | Ontario | 43 | Jeff Church | Hayward Field, Eugene |
| | 3A | Horizon Christian | 59 | Scott Olson | Rogue River | 53 | Adam Stallsworth | McArthur Field, Monmouth |
| | 2A | Portland Christian | 83 | Andrew Jannsen | Scio | 70 | Chad Peck | McArthur Field, Monmouth |
| | 1A | Southwest Christian | 57 | Dawna Stutzman | Crane | 50 | Justin Loftus | McArthur Field, Monmouth |
| | 2011 | 6A | Sunset | 58 | Kevin Landon | Roseburg | 55 | Brian Cullity |
| 5A | | Summit | 78 | Dave Turnbull | Marshfield | 77 | Mac McIntosh | Hayward Field, Eugene |
| 4A | | Philomath | 60 | Joe Fulton | Banks | 54 | Rob Frank | Hayward Field, Eugene |
| 3A | | Nyssa | 61 | Tom DeLong | Colton | 47 | Teresa Adams | McArthur Field, Monmouth |
| 2A | | Central Linn | 110 | Mike Day | Enterprise | 64 | Dan Moody | McArthur Field, Monmouth |
| 1A | | Crane | 74 | Darwin Duntan | Pacific | 63 | Ben Stallard | McArthur Field, Monmouth |
| 2012 | 6A | Aloha | 54 | Bill Volk | Oregon City | 44 | Adam Thygeson | Hayward Field, Eugene |
| | 5A | Summit | 88 | Dave Turnbull | Marist | 67.5 | Pat Wagner & Chase Wells | Hayward Field, Eugene |
| | 4A | La Pine | 48 | Gary Slater | North Valley | 46 | Aaron Samuelson | Hayward Field, Eugene |
| | 3A | Nyssa | 73 | Tom DeLong | Dayton | 63 | Scott Spink | McArthur Field, Monmouth |
| | 2A | Central Linn | 99.5 | Mike Day | Enterprise | 82.5 | Dan Moody | McArthur Field, Monmouth |
| | 1A | Damascus Christian | 63 | Kelly Holding | Pacific | 44 | Ben Stallard | McArthur Field, Monmouth |
| 2013 | 6A | Jesuit | 72 | Tom Rothenberger | Sheldon | 54 | Erin Regalli | Hayward Field, Eugene |
| | 5A | Summit | 78 | Dave Turnbull | Marist | 64 | Pat Wagner & Chase Wells | Hayward Field, Eugene |
| | 4A | Siuslaw | 60 | Chris Johnson | North Valley | 56 | Aaron Samuelson | Hayward Field, Eugene |
| | 3A | Cascade Christian | 85 | Chris George | Scio | 60 | Chad Peck | Hayward Field, Eugene |
| | 2A | Central Linn | 98 | Mike Day | Enterprise | 81 | Dan Moody | Hayward Field, Eugene |
| | 1A | Southwest Christian | 63.5 | Steve Hills | Camas Valley | 50 | Ron Pope | Hayward Field, Eugene |
| 2014 | 6A | Jesuit | 97 | Tom Rothenberger | Sheldon | 55.5 | Erin Regalli | Hayward Field, Eugene |
| | 5A | Marist | 67 | Pat Wagner | Lebanon | 45 | Josh Dykes | Hayward Field, Eugene |
| | 4A | North Bend | 51 | Jake Smith | Hidden Valley | 50 | Josh Stanley | Hayward Field, Eugene |
| | 3A | Nyssa | 65 | Jeff Beck | Valley Catholic | 55 | Herb Lommen | Hayward Field, Eugene |
| | 2A | Central Linn | 87 | Mike Day | Enterprise | 79 | Dan Moody | Hayward Field, Eugene |
| | 1A | Adrian | 58 | Aimee Esplin | Southwest Christian | 48 | Steve Hills | Hayward Field, Eugene |
| 2015 | 6A | Grants Pass | 63.50 | Jenner Yriarte | Grant | 51 | Bryant Howard | Hayward Field, Eugene |
| | 5A | Lebanon | 74 | Josh Dykes | Marist | 48 | Pat Wagner | Hayward Field, Eugene |
| | 4A | Henley | 75.50 | Brad Smith | North Bend | 64.50 | Jake Smith | Hayward Field, Eugene |
| | 3A | Callin Gabel | 75 | Chris Skrapits | Colton | 52 | Teresa Adams | Hayward Field, Eugene |
| | 2A | Central Linn | 65 | Mike Day | Crow | 45 | Steve Grube | Hayward Field, Eugene |
| | 1A | Adrian | 67 | Aimee Esplin | Southwest Christian | 62 | Steve Hills | Hayward Field, Eugene |
| 2016 | 6A | Sheldon | 81.5 | Erin Regalli | Jesuit | 70 | Tom Rothenberger | Hayward Field, Eugene |
| | 5A | Hood River Valley | 70 | Donnie Herneisen | Marist | 66 | Pat Wagner & Chase Wells | Hayward Field, Eugene |
| | 4A | Henley | 83.5 | Brad Smith | Newport | 59.5 | Kurt Hargett | Hayward Field, Eugene |
| | 3A | Callin Gabel | 75 | Chris Skrapits | La Pine | 60 | Gary Slater | Hayward Field, Eugene |
| | 2A | Regis | 59.5 | Mike Bauer | East Linn Christian | 57 | Kellen Peters | Hayward Field, Eugene |
| | 1A | Adrian | 90 | Aimee Esplin | Hosanna Christian | 64 | Jeff Elliott | Hayward Field, Eugene |

OSAA Girls Track & Field Championships

Team State Champions Past 10 Years (see www.osaa.org/archives for all-time lists of team and individual champions)

| Year | Class | State Champion | Score | Coach | 2 nd Place | Score | Coach | Site |
|------|----------|-------------------------------|----------|--|-----------------------|----------|------------------------------|--|
| 2006 | 4A | Sandy | 52 | Anousa Vixathrop | Summit | 50 | Dave Turnbull | Hayward Field, Eugene |
| | 3A | Marist | 68 | Pat Wagner & Cathie Twomey Bellamy | Henley | 64 | Ron Smith | Hayward Field, Eugene |
| | 2A 1A | Sherman Damascus Christian | 55 62 | Jennifer Holycross Kelly Holding | Catlin Gabel Crane | 49 50 | Lerry Baker Darwin Dunten | McArthur Field, Monmouth McArthur Field, Monmouth |
| 2007 | 6A | Lincoln | 75 | Forrest Sherman & Charlotte Richardson | Jesuit | 57 | B. Valley & T. Rothenberger | Hayward Field, Eugene |
| | 5A | Summit | 80 | Dave Turnbull | Hermiston | 54.5 | Dave Rohrman | Hayward Field, Eugene |
| | 4A | Henley | 76.5 | Ron Smith | Cascade | 58 | Dan Peterson | Hayward Field, Eugene |
| | 3A | Burns | 76 | Eric Nichols | Catlin Gabel | 68 | Lerry Baker | McArthur Field, Monmouth |
| | 2A | Elgin | 60 | Chad Peck | Lakeview | 57 | Bobbie Steninger | McArthur Field, Monmouth |
| | 1A | Sherman | 112 | Jennifer Holycross | St. Paul | 70 | Todd Bos | McArthur Field, Monmouth |
| 2008 | 6A | Jesuit | 88 | B. Valley & T. Rothenberger | Southridge | 59 | Terry Rife & Bruce Rife | Hayward Field, Eugene |
| | 5A | Summit | 112 | Dave Turnbull | Thurston | 55.5 | Bruce Vogel | Hayward Field, Eugene |
| | 4A | Henley | 66.5 | Ron Smith | Astoria | 66 | Lynn Jackson | Hayward Field, Eugene |
| | 3A | Catlin Gabel | 55 | Lerry Baker | Nyssa | 50 | Andrea Buchholz | McArthur Field, Monmouth |
| | 2A | (TIE) Oakridge / Lakeview | 64 | Renee Stephenson / Bobbie Steninger | --- | --- | --- | McArthur Field, Monmouth |
| | 1A | Sherman | 111 | Jen Holycross | Crane | 64 | Darwin Dunten | McArthur Field, Monmouth |
| 2009 | 6A | Southridge | 66 | Teresa Rife / Bruce Rife | Jesuit | 63.5 | B. Valley & T. Rothenberger | Hayward Field, Eugene |
| | 5A | Summit | 81 | Dave Turnbull | Hermiston | 46 | David Rohrman | Hayward Field, Eugene |
| | 4A | Henley | 75.5 | Ron Smith | Marist | 51.5 | Pat Wagner & Chase Wells | Hayward Field, Eugene |
| | 3A | Catlin Gabel | 105 | Lerry Baker | Grant Union | 45 | Sonna Smith | McArthur Field, Monmouth |
| | 2A | St. Mary's | 95 | Joe Volk | Nestucca | 65 | John Elder | McArthur Field, Monmouth |
| | 1A | Sherman | 107.5 | Jen Holycross | Crane | 64 | Darwin Dunten | McArthur Field, Monmouth |
| 2010 | 6A | Jesuit | 76 | B. Valley & T. Rothenberger | Southridge | 43 | Teresa Rife & Bruce Rife | Hayward Field, Eugene |
| | 5A | Summit | 65 | Dave Turnbull | Hermiston | 58 | David Rohrman | Hayward Field, Eugene |
| | 4A | Philomath | 87.5 | Joe Fulton | Marist | 59 | Pat Wagner & Chase Wells | Hayward Field, Eugene |
| | 3A | Catlin Gabel | 85 | Lerry Baker | Burns | 69 | Eric Nichols | McArthur Field, Monmouth |
| | 2A | St. Mary's | 120.5 | Joe Volk | Portland Christian | 78.5 | Andrew Jannsen | McArthur Field, Monmouth |
| | 1A | Crane | 80 | Darwin Dunten | Damascus Christian | 77 | Cameron Cross | McArthur Field, Monmouth |
| 2011 | 6A | Jesuit | 96 | B. Valley & T. Rothenberger | Gresham | 48 | Chris Koenig | Hayward Field, Eugene |
| | 5A | Summit | 112.5 | Dave Turnbull | Sandy | 55.5 | Anousa Vixathrop | Hayward Field, Eugene |
| | 4A | Newport | 63 | Kurt Hargett | Philomath | 61 | Joe Fulton | Hayward Field, Eugene |
| | 3A | St. Mary's | 104 | Joe Volk | Catlin Gabel | 67 | Lerry Baker | McArthur Field, Monmouth |
| | 2A | Reedsport | 77 | Jennifer Wright | Portland Christian | 76 | Andrew Jannsen | McArthur Field, Monmouth |
| | 1A | Damascus Christian | 80 | Kelly Holding | Portland Lutheran | 61 | Tom Stein | McArthur Field, Monmouth |
| 2012 | 6A | St. Mary's Academy | 50 | Michael Bojorquez | South Eugene | 47 | Jeff Hoskins | Hayward Field, Eugene |
| | 5A | Summit | 106 | Dave Turnbull | Sandy | 74 | Anousa Vixathrop | Hayward Field, Eugene |
| | 4A | Gladstone | 65.5 | Joan Kintz | Molalla | 55 | Gary Fischer | Hayward Field, Eugene |
| | 3A | St. Mary's | 72 | Joe Volk | Catlin Gabel | 68 | Lerry Baker | McArthur Field, Monmouth |
| | 2A | Portland Christian | 80 | Andrew Jannsen | Reedsport | 67 | Jennifer Wright | McArthur Field, Monmouth |
| | 1A | Condon/Wheeler | 75.5 | Jon Bowerman | Damascus Christian | 67 | Kelly Holding | McArthur Field, Monmouth |
| 2013 | 6A | Lakeridge | 48.5 | Ken James | Barlow | 46 | David Kilian | Hayward Field, Eugene |
| | 5A | Summit | 81.5 | Dave Turnbull | Marshfield | 67 | Mac McIntosh | Hayward Field, Eugene |
| | 4A | Gladstone | 65 | Joan Kintz | Newport | 61 | Kurt Hargett | Hayward Field, Eugene |
| | 3A | Vale | 84 | Don Wayne | Valley Catholic | 69 | Tommy Manning & Herb Lommen | Hayward Field, Eugene |
| | 2A | Portland Christian | 86 | Andrew Jannsen | Kennedy | 63 | Steve Ritchie | Hayward Field, Eugene |
| | 1A | (TIE) Condon/Wheeler / Cove | 51 | L. Conaway / S. Brazil | --- | --- | --- | Hayward Field, Eugene |
| 2014 | 6A | Central Catholic | 54 | Mike Bergmann | Grant | 53 | Jim Tucker | Hayward Field, Eugene |
| | 5A | Summit | 125 | Dave Turnbull | Liberty | 67 | Stuart Kivett | Hayward Field, Eugene |
| | 4A | North Valley | 65 | Aaron Samuelson | Crook County | 46 | Ernie Brooks | Hayward Field, Eugene |
| | 3A | Valley Catholic | 73 | Herb Lommen | Vale | 65 | Bob Phillips | Hayward Field, Eugene |
| | 2A | Kennedy | 83 | Steve Ritchie | Union | 78 | Jay Blackburn | Hayward Field, Eugene |
| | 1A | Condon/Wheeler | 65.5 | Larry Conaway | Imbler | 59 | Heidi Bowers | Hayward Field, Eugene |
| 2015 | 6A | Barlow | 57 | Scott Jones | Jesuit | 52 | Brian Valley | Hayward Field, Eugene |
| | 5A | Summit | 151 | Dave Turnbull | Hillsboro | 69 | Tim Kasper | Hayward Field, Eugene |
| | 4A | Astoria | 76 | Garrett Parks | Newport | 69 | Kurt Hargett | Hayward Field, Eugene |
| | 3A | Vale | 84 | Bob Phillips | St. Mary's | 57 | Joe Volk | Hayward Field, Eugene |
| | 2A | Union | 62 | Jay Blackburn | East Linn Christian | 52 | Kellen Peters | Hayward Field, Eugene |
| | 1A | Damascus Christian | 54 | Kevin Buse | Crane | 51 | Kierra Huggins | Hayward Field, Eugene |
| 2016 | 6A | Jesuit | 65 | Brian Valley | Sunset | 49 | Kevin Landon | Hayward Field, Eugene |
| | 5A | Summit | 190 | Dave Turnbull | Bend | 89.5 | Kyle Will | Hayward Field, Eugene |
| | 4A | Astoria | 109.5 | Garrett Parks | Siuslaw | 72 | Chris Johnson | Hayward Field, Eugene |
| | 3A | St. Mary's | 72 | Joe Volk | Cascade Christian | 57.5 | Gary Bennett | Hayward Field, Eugene |
| | 2A | Grant Union | 86.5 | Sonna Smith | East Linn Christian | 86 | Kellen Peters | Hayward Field, Eugene |
| | 1A | Joseph | 70 | John Roberts | Griswold | 69 | Rory Simpson | Hayward Field, Eugene |



GET MORE FOR YOUR SPORT

NikeFactoryStore

FIND THE NEAREST NIKE LOCATION AT WWW.NIKESTORE.COM



NSP

**NORTHWEST
SPORTS
PHOTOGRAPHY**



**Proud to be
the official
photographer
of the OSAA
Track State
Championships**

**Please visit our onsite
photo booth to view
your Action Photos**

**Action, Awards and Finals
Photos will be available for
viewing and purchase at**

www.4nsp.com

1-800-446-5758



2017 OSAA Track and Field State Championships
Friday FINAL Schedule - May 19, 2017



| Running Events | Heat 1 | Heat 2 | Heat 3 | Field Events | Time |
|---------------------------------|----------|----------|---------|---------------------------------|----------|
| 4A Girls 3000-meter Run (Final) | 9:00 AM | | | 4A Boys Discus | 9:00 AM |
| 5A Girls 3000-meter Run (Final) | 9:15 AM | | | 4A Boys Pole Vault (East Pit) | 9:45 AM |
| 6A Girls 3000-meter Run (Final) | 9:30 AM | | | 4A Girls High Jump (East Apron) | 10:30 AM |
| 4A Boys 3000-meter Run (Final) | 9:45 AM | | | 4A Girls Javelin | 11:00 AM |
| 5A Boys 3000-meter Run (Final) | 9:58 AM | | | 4A Boys Shot Put (East Pit) | 11:45 AM |
| 6A Boys 3000-meter Run (Final) | 10:11 AM | | | 4A Boys Long Jump (East Pit) | 1:00 PM |
| 4A Girls 100-meter Dash | 10:24 AM | 10:28 AM | | 4A Girls Long Jump (West Pit) | 1:00 PM |
| 5A Girls 100-meter Dash | 10:32 AM | 10:36 AM | | | |
| 6A Girls 100-meter Dash | 10:40 AM | 10:44 AM | | 5A Girls Javelin | 9:00 AM |
| 4A Boys 100-meter Dash | 10:48 AM | 10:52 AM | | 5A Girls Long Jump (West Pit) | 9:00 AM |
| 5A Boys 100-meter Dash | 10:56 AM | 11:00 AM | | 5A Boys Discus | 11:00 AM |
| 6A Boys 100-meter Dash | 11:04 AM | 11:08 AM | | 5A Boys Long Jump (East Pit) | 11:00 AM |
| 4A Girls 400-meter Dash | 11:12 AM | 11:16 AM | | 5A Girls High Jump (West Apron) | 1:00 PM |
| 5A Girls 400-meter Dash | 11:20 AM | 11:24 AM | | 5A Boys Shot Put (East Pit) | 1:45 PM |
| 6A Girls 400-meter Dash | 11:28 AM | 11:32 AM | | | |
| 4A Boys 400-meter Dash | 11:36 AM | 11:40 AM | | 6A Boys Long Jump (East Pit) | 9:00 AM |
| 5A Boys 400-meter Dash | 11:44 AM | 11:48 AM | | 6A Boys Shot Put (East Pit) | 9:45 AM |
| 6A Boys 400-meter Dash | 11:52 AM | 11:56 AM | | 6A Girls Long Jump (West Pit) | 11:00 AM |
| 4A Girls 100-meter High Hurdles | 12:00 PM | 12:04 PM | | 6A Boys Pole Vault (East Pit) | 12:15 PM |
| 5A Girls 100-meter High Hurdles | 12:08 PM | 12:12 PM | | 6A Girls Pole Vault (West Pit) | 12:30 PM |
| 6A Girls 100-meter High Hurdles | 12:16 PM | 12:20 PM | | 6A Boys Discus | 1:00 PM |
| 4A Boys 110-meter High Hurdles | 12:24 PM | 12:28 PM | | 6A Girls Javelin | 1:00 PM |
| 5A Boys 110-meter High Hurdles | 12:32 PM | 12:36 PM | | | |
| 6A Boys 110-meter High Hurdles | 12:40 PM | 12:44 PM | | | |
| 4A Girls 800-meter Run | 12:48 PM | 12:52 PM | | | |
| 6A Girls 800-meter Run | 12:56 PM | 1:00 PM | | | |
| 4A Boys 800-meter Run | 1:04 PM | 1:08 PM | | | |
| 6A Boys 800-meter Run | 1:12 PM | 1:16 PM | | | |
| 4A Girls 200-meter Dash | 1:20 PM | 1:24 PM | | | |
| 5A Girls 200-meter Dash | 1:28 PM | 1:32 PM | | | |
| 6A Girls 200-meter Dash | 1:36 PM | 1:40 PM | | | |
| 4A Boys 200-meter Dash | 1:44 PM | 1:48 PM | | | |
| 5A Boys 200-meter Dash | 1:52 PM | 1:56 PM | | | |
| 6A Boys 200-meter Dash | 2:00 PM | 2:04 PM | 2:08 PM | | |
| 4A Girls 300-meter Low Hurdles | 2:12 PM | 2:16 PM | | | |
| 5A Girls 300-meter Low Hurdles | 2:20 PM | 2:24 PM | | | |
| 6A Girls 300-meter Low Hurdles | 2:28 PM | 2:32 PM | | | |
| 4A Boys 300-meter Int. Hurdles | 2:36 PM | 2:40 PM | | | |
| 5A Boys 300-meter Int. Hurdles | 2:44 PM | 2:48 PM | | | |
| 6A Boys 300-meter Int. Hurdles | 2:52 PM | 2:56 PM | | | |



2017 OSAA Track and Field State Championships
Saturday FINAL Schedule - May 20, 2017



| Running Events | Heat 1 | Heat 2 | Field Events | Time |
|--|----------|----------|---------------------------------|----------|
| 4A Girls 4x100-meter Relay (Timed Final) | 12:30 PM | 12:34 PM | 4A Girls Pole Vault (East Pit) | 9:30 AM |
| 5A Girls 4x100-meter Relay (Timed Final) | 12:38 PM | 12:42 PM | 4A Boys High Jump (West Apron) | 9:45 AM |
| 6A Girls 4x100-meter Relay (Timed Final) | 12:46 PM | 12:50 PM | 4A Girls Shot Put (West Pit) | 12:30 PM |
| 4A Boys 4x100-meter Relay (Timed Final) | 12:54 PM | 12:58 PM | 4A Boys Triple Jump (East Pit) | 12:45 PM |
| 5A Boys 4x100-meter Relay (Timed Final) | 1:02 PM | 1:06 PM | 4A Boys Javelin | 1:00 PM |
| 6A Boys 4x100-meter Relay (Timed Final) | 1:10 PM | 1:14 PM | 4A Girls Triple Jump (West Pit) | 2:15 PM |
| 4A Girls 1500-meter Run (Final) | 1:18 PM | | 4A Girls Discus | 3:15 PM |
| 5A Girls 1500-meter Run (Final) | 1:25 PM | | | |
| 6A Girls 1500-meter Run (Final) | 1:32 PM | | 5A Boys Triple Jump (East Pit) | 10:45 AM |
| 4A Boys 1500-meter Run (Final) | 1:39 PM | | 5A Boys Javelin | 11:00 AM |
| 5A Boys 1500-meter Run (Final) | 1:46 PM | | 5A Girls Discus | 11:15 AM |
| 6A Boys 1500-meter Run (Final) | 1:53 PM | | 5A Girls Pole Vault (East Pit) | 12:00 PM |
| 4A Girls 100-meter Dash (Final) | 2:00 PM | | 5A Boys High Jump (East Apron) | 12:15 PM |
| 5A Girls 100-meter Dash (Final) | 2:04 PM | | 5A Girls Triple Jump (West Pit) | 12:15 PM |
| 6A Girls 100-meter Dash (Final) | 2:08 PM | | 5A Boys Pole Vault (East Pit) | 2:30 PM |
| 4A Boys 100-meter Dash (Final) | 2:12 PM | | 5A Girls Shot Put (West Pit) | 2:30 PM |
| 5A Boys 100-meter Dash (Final) | 2:16 PM | | | |
| 6A Boys 100-meter Dash (Final) | 2:20 PM | | 6A Boys High Jump (East Apron) | 9:30 AM |
| 4A Girls 400-meter Dash (Final) | 2:24 PM | | 6A Girls Triple Jump (West Pit) | 10:15 AM |
| 5A Girls 400-meter Dash (Final) | 2:28 PM | | 6A Girls Shot Put (West Pit) | 10:30 AM |
| 6A Girls 400-meter Dash (Final) | 2:32 PM | | 6A Girls Discus | 1:15 PM |
| 4A Boys 400-meter Dash (Final) | 2:36 PM | | 6A Boys Triple Jump (East Pit) | 2:45 PM |
| 5A Boys 400-meter Dash (Final) | 2:40 PM | | 6A Girls High Jump (West Apron) | 2:45 PM |
| 6A Boys 400-meter Dash (Final) | 2:44 PM | | 6A Boys Javelin | 3:00 PM |
| 4A Girls 100-meter High Hurdles (Final) | 2:54 PM | | | |
| 5A Girls 100-meter High Hurdles (Final) | 2:58 PM | | | |
| 6A Girls 100-meter High Hurdles (Final) | 3:02 PM | | | |
| 4A Boys 110-meter High Hurdles (Final) | 3:06 PM | | | |
| 5A Boys 110-meter High Hurdles (Final) | 3:10 PM | | | |
| 6A Boys 110-meter High Hurdles (Final) | 3:14 PM | | | |
| 4A Girls 800-meter Dash (Final) | 3:18 PM | | | |
| 5A Girls 800-meter Dash (Final) | 3:22 PM | | | |
| 6A Girls 800-meter Dash (Final) | 3:26 PM | | | |
| 4A Boys 800-meter Dash (Final) | 3:30 PM | | | |
| 5A Boys 800-meter Dash (Final) | 3:34 PM | | | |
| 6A Boys 800-meter Dash (Final) | 3:38 PM | | | |
| 4A Girls 200-meter Dash (Final) | 3:42 PM | | | |
| 5A Girls 200-meter Dash (Final) | 3:46 PM | | | |
| 6A Girls 200-meter Dash (Final) | 3:50 PM | | | |
| 4A Boys 200-meter Dash (Final) | 3:54 PM | | | |
| 5A Boys 200-meter Dash (Final) | 3:58 PM | | | |
| 6A Boys 200-meter Dash (Final) | 4:02 PM | | | |
| 4A Girls 300-meter Low Hurdles (Final) | 4:12 PM | | | |
| 5A Girls 300-meter Low Hurdles (Final) | 4:16 PM | | | |
| 6A Girls 300-meter Low Hurdles (Final) | 4:20 PM | | | |
| 4A Boys 300-meter Int. Hurdles (Final) | 4:24 PM | | | |
| 5A Boys 300-meter Int. Hurdles (Final) | 4:28 PM | | | |
| 6A Boys 300-meter Int. Hurdles (Final) | 4:32 PM | | | |
| 4A Girls 4x400-meter Relay (Timed Final) | 4:36 PM | 4:44 PM | | |
| 5A Girls 4x400-meter Relay (Timed Final) | 4:52 PM | 5:00 PM | | |
| 6A Girls 4x400-meter Relay (Timed Final) | 5:08 PM | 5:16 PM | | |
| 4A Boys 4x400-meter Relay (Timed Final) | 5:24 PM | 5:32 PM | | |
| 5A Boys 4x400-meter Relay (Timed Final) | 5:40 PM | 5:48 PM | | |
| 6A Boys 4x400-meter Relay (Timed Final) | 5:56 PM | 6:04 PM | | |

**2017 OSAA / U.S. BANK / LES SCHWAB TIRES
TRACK & FIELD STATE CHAMPIONSHIPS
Hayward Field, University of Oregon - 5/18/2017 to 5/20/2017
Meet Program - Friday, May 19 - 4A, 5A, 6A**

Event 105 Girls 3000 Meter Run 4A (14)

| State Meet: 9:50.58 1996 Melinda Campbell | | | |
|---|------|------------------|-------------------------|
| 2016 Champ: 10:23.01 Perrin Xthona | | | |
| Lane Name | Yr | School | Seed Time |
| Section 1 of 1 Finals | | | |
| 1 | 1067 | Ashton Gilbert | 11 La Grande 12:18.72 |
| 2 | 664 | Cheyenne Abbett | 10 Estacada 12:14.00 |
| 3 | 712 | Amanda Bays | 11 Gladstone 11:51.38 |
| 4 | 826 | Kira Morrow | 10 Henley 11:44.56 |
| 5 | 1944 | Anna Bartlett | 11 Sisters 11:31.30 |
| 6 | 427 | Sabrina James | 9 Cottage Grov 11:31.30 |
| 7 | 1627 | Meaghan Alba | 12 Philomath 11:29.00 |
| 8 | 1653 | Shayla Potratz | 12 Phoenix 11:25.31 |
| 9 | 1969 | Hannah Rannow | 9 Siuslaw 11:21.94 |
| 10 | 1069 | Heather Keniry | 12 La Grande 11:20.26 |
| 11 | 1964 | Celie Mans | 12 Siuslaw 11:08.64 |
| 12 | 2247 | Solace Bergeron | 9 Tillamook 10:56.94 |
| 13 | 1636 | Hannah Hernandez | 9 Philomath 10:54.80 |
| 14 | 1850 | Linnaea Kavulich | 11 Scappoose 10:44.31 |

Event 106 Girls 3000 Meter Run 5A (12)

| State Meet: 9:53.59 2015 Olivia Brooks | | | |
|--|------|-----------------|--------------------------|
| 2016 Champ: 10:10.17 Olivia Brooks | | | |
| Lane Name | Yr | School | Seed Time |
| Section 1 of 1 Finals | | | |
| 1 | 2217 | Tressa Wood | 9 The Dalles 11:23.34 |
| 2 | 2500 | Kaitlyn Dougall | 10 Wilsonville 11:11.27 |
| 3 | 891 | Lottie Bromham | 9 Hood River V 11:10.75 |
| 4 | 1110 | Brigid Hanley | 10 La Salle Pre 11:10.67 |
| 5 | 415 | Tora Skog | 11 Corvallis 11:00.20 |
| 6 | 1153 | Isabella Ayala | 10 Lebanon 10:59.59 |
| 7 | 407 | Zoey Bailey | 10 Corvallis 10:58.78 |
| 8 | 1221 | Isabella Zachem | 9 Marist 10:56.29 |
| 9 | 1212 | Georgia Karam | 9 Marist 10:56.18 |
| 10 | 145 | Grace Perkins | 12 Bend 10:31.10 |
| 11 | 2146 | Fiona Max | 9 Summit 10:26.71 |
| 12 | 2131 | Olivia Brooks | 12 Summit 10:19.94 |

Event 107 Girls 3000 Meter Run 6A (16)

| State Meet: 9:32.08 2013 Erin Clark | | | |
|-------------------------------------|------|--------------------|--------------------------|
| 2016 Champ: 9:52.60 Ember Stratton | | | |
| Lane Name | Yr | School | Seed Time |
| Section 1 of 1 Finals | | | |
| 1 | 351 | Alexa Hayes | 11 Clackamas 10:56.14 |
| 2 | 2491 | Francesca Ierulli | 10 Wilson 10:45.87 |
| 3 | 1893 | Caramia Mestler | 11 Sheldon (Or) 10:30.95 |
| 4 | 1881 | Melissa Berry | 11 Sheldon (Or) 10:26.44 |
| 5 | 1169 | Kyla Becker | 10 Lincoln 10:22.32 |
| 6 | 1999 | Anna Chau | 10 South Salem 10:15.46 |
| 7 | 2304 | Kate Intile | 12 Tualatin 10:15.31 |
| 8 | 2044 | Ginger Murnieks | 10 Sprague 10:07.02 |
| 9 | 977 | Kelsey Gripekoven | 9 Jesuit 10:05.76 |
| 10 | 981 | Alexis Kebbe | 9 Jesuit 10:00.66 |
| 11 | 2167 | Lucy Huelskamp | 9 Sunset 10:00.38 |
| 12 | 318 | Meggie Karp | 12 Century 9:59.77 |
| 13 | 2091 | Lara Rix | 12 St Mary's Ac 9:59.34 |
| 14 | 99 | Olivia Johnson | 12 Barlow 9:58.50 |
| 15 | 2179 | Ember Stratton | 10 Sunset 9:55.25 |
| 16 | 993 | Makenna Schumacher | 10 Jesuit 9:49.87 |

Event 108 Boys 3000 Meter Run 4A (14)

| State Meet: 8:31.13 1994 Billy Harper | | | |
|---------------------------------------|------|-------------------|-------------------------|
| 2016 Champ: 8:59.20 Michael Brown | | | |
| Lane Name | Yr | School | Seed Time |
| Section 1 of 1 Finals | | | |
| 1 | 1080 | Bennett Welch | 10 La Grande 10:05.11 |
| 2 | 497 | Tyler Lawson | 11 Crook County 9:58.71 |
| 3 | 1077 | Micah Sexton | 11 La Grande 9:58.15 |
| 4 | 1305 | Matthew Borowczak | 12 Molalla 9:45.78 |
| 5 | 432 | Konrad Raum | 10 Cottage Grov 9:40.70 |
| 6 | 1954 | Jordan Pollard | 11 Sisters 9:40.70 |
| 7 | 1967 | Jack Pickell | 12 Siuslaw 9:33.51 |
| 8 | 1648 | Parker Cook | 12 Phoenix 9:33.21 |
| 9 | 1656 | Robby Vos | 11 Phoenix 9:30.07 |
| 10 | 2125 | Matthew Frazeur | 10 Stayton 9:26.30 |
| 11 | 2127 | Casey Pugh | 11 Stayton 9:25.20 |
| 12 | 1879 | Bradley Rzewnicki | 12 Seaside 9:07.13 |
| 13 | 1441 | Michael Brown | 12 North Bend 9:06.62 |
| 14 | 1849 | John Kavulich | 11 Scappoose 9:06.14 |

**2017 OSAA / U.S. BANK / LES SCHWAB TIRES
TRACK & FIELD STATE CHAMPIONSHIPS
Hayward Field, University of Oregon - 5/18/2017 to 5/20/2017
Meet Program - Friday, May 19 - 4A, 5A, 6A**

Event 109 Boys 3000 Meter Run 5A (13)

| State Meet: 8:28.62 2013 Matthew Maton | | | | |
|--|------------------------|----|--------------|-----------|
| 2016 Champ: 8:55.05 Andy Monroe | | | | |
| Lane | Name | Yr | School | Seed Time |
| Section 1 of 1 Finals | | | | |
| 1 | 890 Jacob Bromham | 12 | Hood River V | 9:26.84 |
| 2 | 908 Jesse Wiley | 12 | Hood River V | 9:24.44 |
| 3 | 2513 Nicholas Whitaker | 11 | Wilsonville | 9:16.31 |
| 4 | 1803 Michael Callaway | 12 | Sandy | 9:08.46 |
| 5 | 539 Trevor Cross | 10 | Dallas | 9:04.98 |
| 6 | 418 Ian Vickstrom | 11 | Corvallis | 9:03.82 |
| 7 | 2151 Niklas Sjogren | 12 | Summit | 9:02.92 |
| 8 | 1751 Albert Hesse | 11 | Ridgeview | 9:01.14 |
| 9 | 42 EJ Holland | 9 | Ashland | 8:51.25 |
| 10 | 333 Peter Lechman | 10 | Churchill | 8:50.85 |
| 11 | 458 Griff Hokanson | 12 | Crater | 8:49.81 |
| 12 | 466 Jantz Tostenson | 10 | Crater | 8:49.56 |
| 13 | 463 Andy Monroe | 11 | Crater | 8:45.41 |

Event 110 Boys 3000 Meter Run 6A (16)

| State Meet: 8:10.66 2000 Eric Logsdon | | | | |
|---------------------------------------|------------------------|----|--------------|-----------|
| 2016 Champ: 8:21.29 Jackson Mestler | | | | |
| Lane | Name | Yr | School | Seed Time |
| Section 1 of 1 Finals | | | | |
| 1 | 696 Max Norman | 11 | Forest Grove | 9:17.97 |
| 2 | 697 Quincy Norman | 9 | Forest Grove | 9:17.71 |
| 3 | 2406 John Wetzsteon | 10 | West Linn | 9:00.57 |
| 4 | 764 Daniel Beckstead | 10 | Grants Pass | 8:58.24 |
| 5 | 1988 Spencer Tsai | 12 | South Eugene | 8:54.11 |
| 6 | 302 Cameron Thompson | 11 | Central Cath | 8:53.70 |
| 7 | 990 Shaw Powell | 9 | Jesuit | 8:52.67 |
| 8 | 2307 Adam Klein | 11 | Tualatin | 8:52.47 |
| 9 | 295 Michael McCausland | 12 | Central Cath | 8:49.52 |
| 10 | 2165 Shad Galloway | 12 | Sunset | 8:49.16 |
| 11 | 2180 Jakob Tew | 12 | Sunset | 8:46.57 |
| 12 | 698 Will Eaton | 11 | Franklin | 8:46.53 |
| 13 | 994 Grant Summers | 11 | Jesuit | 8:44.80 |
| 14 | 2171 Andy Muha | 12 | Sunset | 8:42.81 |
| 15 | 2495 Alex Slenning | 11 | Wilson | 8:42.36 |
| 16 | 992 Joshua Schumacher | 11 | Jesuit | 8:29.66 |

Event 123 Girls 100 Meter Dash 4A (15)

| 8 Advance: Top 3 Each Heat plus Next 2 Best Times | | | | |
|---|-----------------------|----|--------------|-----------|
| NFHS: 11.14 1992 Marion Jones | | | | |
| State Meet: 11.94 2014 Kerissa D'Arpino | | | | |
| 2016 Champ: 12.33 Natalie Cummings | | | | |
| Lane | Name | Yr | School | Seed Time |
| Heat 1 of 2 Prelims | | | | |
| 1 | 1643 Maggie Ross | 9 | Philomath | 13.10 |
| 2 | 419 Hannah Albrecht | 12 | Cottage Grov | 13.00 |
| 3 | 1309 Anna Farner | 11 | Molalla | 12.86 |
| 4 | 1511 Baylee Touey | 10 | North Valley | 12.40 |
| 5 | 53 Natalie Cummings | 12 | Astoria | 12.74 |
| 6 | 1449 Chelsea Howard | 9 | North Bend | 13.00 |
| 7 | 1556 Logan Davila | 12 | Ontario | 13.07 |
| Heat 2 of 2 Prelims | | | | |
| 1 | 1063 Kelsey Brown | 11 | La Grande | 13.20 |
| 2 | 1227 Hannah Beaulieu | 11 | Marshfield | 13.01 |
| 3 | 52 Gracie Cummings | 10 | Astoria | 12.86 |
| 4 | 865 Nyah Kendall | 10 | Hidden Valle | 12.58 |
| 5 | 1654 Emonie Snowton | 11 | Phoenix | 12.62 |
| 6 | 1956 Erynn Ricker | 11 | Sisters | 12.90 |
| 7 | 493 Kaeli Hancock | 12 | Crook County | 13.06 |
| 8 | 1644 Jessica Saathoff | 12 | Philomath | 13.27 |

Event 124 Girls 100 Meter Dash 5A (12)

| 8 Advance: Top 3 Each Heat plus Next 2 Best Times | | | | |
|---|----------------------|----|--------------|-----------|
| NFHS: 11.14 1992 Marion Jones | | | | |
| State Meet: 11.78 2009 Kellie Schueler | | | | |
| 2016 Champ: 12.34 Maya Hopwood | | | | |
| Lane | Name | Yr | School | Seed Time |
| Heat 1 of 2 Prelims | | | | |
| 2 | 1927 Madi Arrington | 12 | Silverton | 12.78 |
| 3 | 1817 Marley Salveter | 10 | Sandy | 12.59 |
| 4 | 886 Kennedy Taube | 12 | Hillsboro | 12.33 |
| 5 | 140 Maya Hopwood | 10 | Bend | 12.54 |
| 6 | 2148 Emma Normand | 11 | Summit | 12.71 |
| 7 | 334 Hazel Mesman | 10 | Churchill | 12.85 |
| Heat 2 of 2 Prelims | | | | |
| 2 | 1469 Nina Richardson | 10 | North Eugene | 12.82 |
| 3 | 1748 Gabi Crouch | 11 | Ridgeview | 12.64 |
| 4 | 852 Scout Reagan | 10 | Hermiston | 12.41 |
| 5 | 857 Ebony Wilson | 12 | Hermiston | 12.46 |
| 6 | 414 Josee Pearlson | 12 | Corvallis | 12.70 |
| 7 | 144 Kaylie Nelson | 12 | Bend | 12.84 |

**2017 OSAA / U.S. BANK / LES SCHWAB TIRES
TRACK & FIELD STATE CHAMPIONSHIPS
Hayward Field, University of Oregon - 5/18/2017 to 5/20/2017
Meet Program - Friday, May 19 - 4A, 5A, 6A**

Event 125 Girls 100 Meter Dash 6A (16)**8 Advance: Top 3 Each Heat plus Next 2 Best Times**

| | | | |
|-------------|-------|------|----------------|
| NFHS: | 11.14 | 1992 | Marion Jones |
| State Meet: | 11.90 | 1989 | LaReina Woods |
| State Meet: | 11.90 | 2007 | Mandy White |
| 2016 Champ: | 12.13 | | Fechi Nmereole |

| Lane Name | Yr | School | Seed Time |
|-----------|----|--------|-----------|
|-----------|----|--------|-----------|

Heat 1 of 2 Prelims

| | | | | | |
|---|-------------------------|----|---------------|-------|-------|
| 1 | 1120 Maddie DeBorde | 10 | Lake Oswego | 12.66 | _____ |
| 2 | 969 Lena Colson | 11 | Jesuit | 12.42 | _____ |
| 3 | 102 Renick Meyer | 12 | Barlow | 12.16 | _____ |
| 4 | 784 Deshae Wise | 12 | Grants Pass | 12.01 | _____ |
| 5 | 108 Sara Turner | 12 | Barlow | 12.07 | _____ |
| 6 | 14 Alaere Nekekpemi | 11 | Aloha | 12.40 | _____ |
| 7 | 359 Monnie Spears-Roger | 12 | Clackamas | 12.59 | _____ |
| 8 | 371 Tessa Robinson | 9 | Cleveland (O) | 12.94 | _____ |

Heat 2 of 2 Prelims

| | | | | | |
|---|-------------------------|----|--------------|-------|-------|
| 1 | 2243 Lauren Paven | 11 | Tigard | 12.69 | _____ |
| 2 | 2413 Lucy Jolivette | 10 | West Salem | 12.49 | _____ |
| 3 | 1745 Peace Igbonagwam | 11 | Reynolds | 12.28 | _____ |
| 4 | 1989 Elise Unruh-Thomas | 10 | South Eugene | 12.04 | _____ |
| 5 | 789 Fechi Nmereole | 10 | Gresham | 12.06 | _____ |
| 6 | 1497 Rebekah Miller | 10 | North Salem | 12.33 | _____ |
| 7 | 975 Isabelle Ford | 11 | Jesuit | 12.57 | _____ |
| 8 | 155 Jelisa Turner | 11 | Benson | 12.80 | _____ |

Event 126 Boys 100 Meter Dash 4A (14)**8 Advance: Top 3 Each Heat plus Next 2 Best Times**

| | | | |
|-------------|-------|------|------------|
| NFHS: | 10.15 | 1990 | Henry Neal |
| State Meet: | 10.91 | 1986 | Todd Hope |
| 2016 Champ: | 11.02 | | Rory Coon |

| Lane Name | Yr | School | Seed Time |
|-----------|----|--------|-----------|
|-----------|----|--------|-----------|

Heat 1 of 2 Prelims

| | | | | | |
|---|----------------------|----|--------------|-------|-------|
| 1 | 1445 Daniel Ferenczi | 12 | North Bend | 11.77 | _____ |
| 2 | 1240 Zach Kellar | 11 | Marshfield | 11.39 | _____ |
| 3 | 1081 Sajun White | 10 | La Grande | 11.28 | _____ |
| 4 | 2249 Rory Coon | 12 | Tillamook | 10.94 | _____ |
| 5 | 1559 Alex Espinoza | 11 | Ontario | 11.20 | _____ |
| 6 | 1029 Jake Rogers | 11 | Junction Cit | 11.38 | _____ |
| 7 | 219 Brandon Martin | 12 | Cascade | 11.62 | _____ |

Heat 2 of 2 Prelims

| | | | | | |
|---|----------------------|----|--------------|-------|-------|
| 1 | 1425 Tyler Hanrahan | 12 | Newport | 11.86 | _____ |
| 2 | 492 Adrien Fournier | 11 | Crook County | 11.40 | _____ |
| 3 | 1255 Chad Remstedt | 10 | Mazama | 11.32 | _____ |
| 4 | 500 Victor Ramirez | 11 | Crook County | 11.15 | _____ |
| 5 | 1502 Hunter Comyford | 12 | North Valley | 11.18 | _____ |
| 6 | 436 Jacob Woods | 11 | Cottage Grov | 11.37 | _____ |
| 7 | 1845 Michael Gift | 12 | Scappoose | 11.57 | _____ |

Event 127 Boys 100 Meter Dash 5A (13)**8 Advance: Top 3 Each Heat plus Next 2 Best Times**

| | | | |
|-------------|-------|------|-----------------|
| NFHS: | 10.15 | 1990 | Henry Neal |
| State Meet: | 10.77 | 2012 | Taylor Walcott |
| 2016 Champ: | 10.86 | | Jacoby McNamara |

| Lane Name | Yr | School | Seed Time |
|-----------|----|--------|-----------|
|-----------|----|--------|-----------|

Heat 1 of 2 Prelims

| | | | | | |
|---|---------------------|----|--------------|-------|-------|
| 1 | 902 Hunter Klein | 12 | Hood River V | 11.42 | _____ |
| 2 | 904 Owen Ramsey | 12 | Hood River V | 11.30 | _____ |
| 3 | 1293 Jacob Sanders | 11 | Milwaukie | 11.13 | _____ |
| 4 | 476 Talanoa Hufanga | 11 | Crescent Val | 11.07 | _____ |
| 5 | 2497 Tharen Blood | 12 | Wilsonville | 11.10 | _____ |
| 6 | 603 Anthony Gray | 12 | Eagle Point | 11.17 | _____ |
| 7 | 459 Austin Kramer | 12 | Crater | 11.41 | _____ |

Heat 2 of 2 Prelims

| | | | | | |
|---|-----------------------|----|-----------|-------|-------|
| 2 | 1749 Micah Cupp | 11 | Ridgeview | 11.35 | _____ |
| 3 | 1617 Sam Saryon | 12 | Parkrose | 11.14 | _____ |
| 4 | 1935 Brock Rogers | 12 | Silverton | 11.08 | _____ |
| 5 | 879 Daekwon Mitchell | 11 | Hillsboro | 11.08 | _____ |
| 6 | 1810 Glynne McGaughey | 10 | Sandy | 11.15 | _____ |
| 7 | 1753 Trevor McBride | 11 | Ridgeview | 11.38 | _____ |

Event 128 Boys 100 Meter Dash 6A (16)**8 Advance: Top 3 Each Heat plus Next 2 Best Times**

| | | | |
|-------------|-------|------|--------------|
| NFHS: | 10.15 | 1990 | Henry Neal |
| State Meet: | 10.48 | 2011 | Thomas Tynor |
| 2016 Champ: | 10.55 | | Tyren Wolfe |

| Lane Name | Yr | School | Seed Time |
|-----------|----|--------|-----------|
|-----------|----|--------|-----------|

Heat 1 of 2 Prelims

| | | | | | |
|---|-----------------------|----|--------------|-------|-------|
| 1 | 772 William Gross | 12 | Grants Pass | 11.13 | _____ |
| 2 | 2241 Braden Lenzy | 11 | Tigard | 11.05 | _____ |
| 3 | 2184 Carter Webb | 11 | Sunset | 10.93 | _____ |
| 4 | 1573 Rieker Daniel | 12 | Oregon City | 10.71 | _____ |
| 5 | 2013 Josiah Carpenter | 12 | Southridge | 10.90 | _____ |
| 6 | 291 Vincenzo Logan | 11 | Central Cath | 11.01 | _____ |
| 7 | 775 Mark Hubbard | 12 | Grants Pass | 11.11 | _____ |
| 8 | 1202 Siyat Mohamed | 12 | Madison | 11.39 | _____ |

Heat 2 of 2 Prelims

| | | | | | |
|---|--------------------------|----|------------|-------|-------|
| 1 | 996 Alex Wan | 11 | Jesuit | 11.15 | _____ |
| 2 | 157 Micah Williams | 9 | Benson | 11.08 | _____ |
| 3 | 1262 Israel Garza | 11 | McKay | 10.96 | _____ |
| 4 | 111 Anthony Albright | 12 | Beaverton | 10.73 | _____ |
| 5 | 104 Wyatt Radke | 12 | Barlow | 10.84 | _____ |
| 6 | 258 Jimmie Barton | 9 | Centennial | 11.00 | _____ |
| 7 | 1288 Brendan Van Voorhis | 12 | McNary | 11.09 | _____ |
| 8 | 1132 Cameron Russell | 12 | Lakeridge | 11.22 | _____ |

**2017 OSAA / U.S. BANK / LES SCHWAB TIRES
TRACK & FIELD STATE CHAMPIONSHIPS
Hayward Field, University of Oregon - 5/18/2017 to 5/20/2017
Meet Program - Friday, May 19 - 4A, 5A, 6A**

Event 129 Girls 400 Meter Dash 4A (14)**8 Advance: Top 3 Each Heat plus Next 2 Best Times**

NFHS: 50.74 2000 Monique Henderson
State Meet: 54.68 2013 Venessa D'Arpino
2016 Champ: 58.02 Baylee Touey

| Lane | Name | Yr | School | Seed | Time |
|------|------|----|--------|------|------|
|------|------|----|--------|------|------|

Heat 1 of 2 Prelims

| | | | | | |
|---|----------------------|----|--------------|---------|-------|
| 1 | 1231 Kaylee Delzotti | 9 | Marshfield | 1:05.22 | _____ |
| 2 | 495 Gracie Kasberger | 10 | Crook County | 1:02.92 | _____ |
| 3 | 419 Hannah Albrecht | 12 | Cottage Grov | 1:01.77 | _____ |
| 4 | 1511 Baylee Touey | 10 | North Valley | 59.29 | _____ |
| 5 | 88 Jaime Evers | 12 | Banks | 1:01.64 | _____ |
| 6 | 1433 Macy Rabourn | 11 | Newport | 1:02.61 | _____ |
| 7 | 2194 Zoe James | 9 | Sweet Home | 1:03.85 | _____ |

Heat 2 of 2 Prelims

| | | | | | |
|---|----------------------|----|------------|---------|-------|
| 1 | 1455 Ashleigh Timm | 9 | North Bend | 1:06.74 | _____ |
| 2 | 69 Sydney Younger | 9 | Baker | 1:03.52 | _____ |
| 3 | 403 Jenna Kerslake | 12 | Corbett | 1:02.00 | _____ |
| 4 | 1854 Alyssa Spang | 12 | Scappoose | 1:00.29 | _____ |
| 5 | 828 Hannah Peterson | 10 | Henley | 1:00.79 | _____ |
| 6 | 1629 Hannah Bovbjerg | 9 | Philomath | 1:02.04 | _____ |
| 7 | 1060 Kendra Blake | 11 | La Grande | 1:03.54 | _____ |

Event 130 Girls 400 Meter Dash 5A (12)**8 Advance: Top 3 Each Heat plus Next 2 Best Times**

NFHS: 50.74 2000 Monique Henderson
State Meet: 54.60 2009 Kellie Schueler
2016 Champ: 57.25 Piper Flannery

| Lane | Name | Yr | School | Seed | Time |
|------|------|----|--------|------|------|
|------|------|----|--------|------|------|

Heat 1 of 2 Prelims

| | | | | | |
|---|------------------------|----|--------------|---------|-------|
| 2 | 1111 Philicia Robinson | 11 | La Salle Pre | 1:01.97 | _____ |
| 3 | 139 Sydney Gardner | 10 | Bend | 1:01.05 | _____ |
| 4 | 2149 Sarah Reeves | 12 | Summit | 58.61 | _____ |
| 5 | 135 Dagny Donohue | 11 | Bend | 1:00.71 | _____ |
| 6 | 2503 Jillian Greene | 10 | Wilsonville | 1:01.72 | _____ |
| 7 | 856 Elsa Torres | 10 | Hermiston | 1:03.49 | _____ |

Heat 2 of 2 Prelims

| | | | | | |
|---|-------------------------|----|-------------|---------|-------|
| 2 | 1938 Desiree Sinn | 12 | Silverton | 1:02.41 | _____ |
| 3 | 602 Maya Bradd | 12 | Eagle Point | 1:01.16 | _____ |
| 4 | 2144 Anna Hinz | 11 | Summit | 59.64 | _____ |
| 5 | 273 Bethanie Altamirano | 11 | Central | 59.78 | _____ |
| 6 | 1217 Madelyn Nowicki | 11 | Marist | 1:01.50 | _____ |
| 7 | 847 Audrey Lincoln | 12 | Hermiston | 1:02.99 | _____ |

Event 131 Girls 400 Meter Dash 6A (16)**8 Advance: Top 3 Each Heat plus Next 2 Best Times**

NFHS: 50.74 2000 Monique Henderson
State Meet: 54.64 2002 Brandi Probasco-Canda
2016 Champ: 56.24 Lauren Paven

| Lane | Name | Yr | School | Seed | Time |
|------|------|----|--------|------|------|
|------|------|----|--------|------|------|

Heat 1 of 2 Prelims

| | | | | | |
|---|------------------------|----|--------------|---------|-------|
| 1 | 303 Malika Washington | 12 | Central Cath | 1:00.20 | _____ |
| 2 | 2472 Katelyn Middleton | 11 | Westview | 59.45 | _____ |
| 3 | 122 Natalie Perkins | 11 | Beaverton | 58.15 | _____ |
| 4 | 1402 Madison Hergert | 12 | Newberg | 56.22 | _____ |
| 5 | 755 Cassin Wright | 12 | Grant | 58.07 | _____ |
| 6 | 1118 Erica Chiang | 10 | Lake Oswego | 59.15 | _____ |
| 7 | 2432 Lara Watson | 12 | West Salem | 1:00.17 | _____ |
| 8 | 1896 Jane Regali | 11 | Sheldon (Or) | 1:01.58 | _____ |

Heat 2 of 2 Prelims

| | | | | | |
|---|-------------------------|----|--------------|---------|-------|
| 1 | 358 Taberah Schmidt | 10 | Clackamas | 1:00.95 | _____ |
| 2 | 2411 Elisabeth Goodrich | 10 | West Salem | 59.68 | _____ |
| 3 | 754 Zoe Shaw | 10 | Grant | 58.81 | _____ |
| 4 | 2243 Lauren Paven | 11 | Tigard | 57.23 | _____ |
| 5 | 2301 Makenna Bailey | 11 | Tualatin | 57.71 | _____ |
| 6 | 17 Nyah Songster | 10 | Aloha | 58.93 | _____ |
| 7 | 965 Greta Anderson | 10 | Jesuit | 59.98 | _____ |
| 8 | 1890 Kenady Leighton | 9 | Sheldon (Or) | 1:01.13 | _____ |

Event 132 Boys 400 Meter Dash 4A (14)**8 Advance: Top 3 Each Heat plus Next 2 Best Times**

NFHS: 45.19 2012 Aldrich Bailey
State Meet: 48.51 1997 Ross Krempley
2016 Champ: 50.35 Rory Coon

| Lane | Name | Yr | School | Seed | Time |
|------|------|----|--------|------|------|
|------|------|----|--------|------|------|

Heat 1 of 2 Prelims

| | | | | | |
|---|---------------------|----|--------------|-------|-------|
| 1 | 1635 Clark Hellesto | 12 | Philomath | 53.28 | _____ |
| 2 | 1082 Tristan White | 11 | La Grande | 52.84 | _____ |
| 3 | 178 Bailey Stamm | 11 | Brookings-Ha | 51.81 | _____ |
| 4 | 1240 Zach Kellar | 11 | Marshfield | 51.12 | _____ |
| 5 | 1878 Juneau Meyer | 12 | Seaside | 51.53 | _____ |
| 6 | 1032 Michel Vargas | 12 | Junction Cit | 52.51 | _____ |
| 7 | 500 Victor Ramirez | 11 | Crook County | 53.05 | _____ |

Heat 2 of 2 Prelims

| | | | | | |
|---|---------------------|----|--------------|-------|-------|
| 1 | 401 Dolan DeFrance | 12 | Corbett | 53.70 | _____ |
| 2 | 1061 Luke Bloodgood | 9 | La Grande | 52.99 | _____ |
| 3 | 829 Jordan Poppe | 12 | Henley | 52.00 | _____ |
| 4 | 2249 Rory Coon | 12 | Tillamook | 51.36 | _____ |
| 5 | 1501 Jason Claffey | 12 | North Valley | 51.49 | _____ |
| 6 | 639 Karson Laing | 12 | Elmira | 52.48 | _____ |
| 7 | 1436 Jakob Spink | 11 | Newport | 53.04 | _____ |

**2017 OSAA / U.S. BANK / LES SCHWAB TIRES
TRACK & FIELD STATE CHAMPIONSHIPS
Hayward Field, University of Oregon - 5/18/2017 to 5/20/2017
Meet Program - Friday, May 19 - 4A, 5A, 6A**

Event 133 Boys 400 Meter Dash 5A (12)**8 Advance: Top 3 Each Heat plus Next 2 Best Times**

NFHS: 45.19 2012 Aldrich Bailey
State Meet: 48.93 2010 Jack Galpin
2016 Champ: 49.18 Dustin Jones

| Lane | Name | Yr | School | Seed | Time |
|------|------|----|--------|------|------|
|------|------|----|--------|------|------|

Heat 1 of 2 Prelims

| | | | | | |
|---|--------------------------|----|-----------|-------|-------|
| 2 | 2054 Dylan Brady | 12 | St Helens | 53.02 | _____ |
| 3 | 1159 Joey Stroup | 12 | Lebanon | 51.29 | _____ |
| 4 | 2138 Brayden Durfee | 12 | Summit | 49.26 | _____ |
| 5 | 2229 Josh McCluskey | 12 | Thurston | 51.15 | _____ |
| 6 | 276 Issac Burgett | 11 | Central | 51.57 | _____ |
| 7 | 1623 Soren Wolf de Gavia | 12 | Pendleton | 53.45 | _____ |

Heat 2 of 2 Prelims

| | | | | | |
|---|--------------------------|----|-------------|-------|-------|
| 2 | 850 Alexis Mercado | 12 | Hermiston | 53.23 | _____ |
| 3 | 143 Maitu Millar-Sanchez | 11 | Bend | 51.31 | _____ |
| 4 | 606 Nick Marshall | 12 | Eagle Point | 49.92 | _____ |
| 5 | 2052 Dalton Englund | 10 | Springfield | 50.52 | _____ |
| 6 | 45 Ian Rinefort | 11 | Ashland | 51.37 | _____ |
| 7 | 1616 Noah Addie | 11 | Parkrose | 53.40 | _____ |

Event 134 Boys 400 Meter Dash 6A (16)**8 Advance: Top 3 Each Heat plus Next 2 Best Times**

NFHS: 45.19 2012 Aldrich Bailey
State Meet: 47.09 1986 Gus Envela
2016 Champ: 48.38 Braden Lenzy

| Lane | Name | Yr | School | Seed | Time |
|------|------|----|--------|------|------|
|------|------|----|--------|------|------|

Heat 1 of 2 Prelims

| | | | | | |
|---|--------------------------|----|---------------|-------|-------|
| 1 | 740 Saivon Brown | 11 | Grant | 51.23 | _____ |
| 2 | 1990 Austin Boster | 9 | South Medfor | 50.49 | _____ |
| 3 | 304 Korbin Williams | 11 | Central Cath | 49.72 | _____ |
| 4 | 1576 Jake Harthun | 12 | Oregon City | 48.99 | _____ |
| 5 | 1288 Brendan Van Voorhis | 12 | McNary | 49.55 | _____ |
| 6 | 2013 Josiah Carpenter | 12 | Southridge | 50.29 | _____ |
| 7 | 1285 Will Payton | 12 | McMinnville | 51.04 | _____ |
| 8 | 368 Gabe Knepper | 11 | Cleveland (O) | 51.92 | _____ |

Heat 2 of 2 Prelims

| | | | | | |
|---|------------------------|----|--------------|-------|-------|
| 1 | 968 Briceton Branch Jr | 11 | Jesuit | 51.34 | _____ |
| 2 | 1996 Victor Mitchell | 12 | South Medfor | 50.49 | _____ |
| 3 | 2482 Griffin Jeskey | 11 | Willamette | 49.74 | _____ |
| 4 | 779 Ethan Moe | 11 | Grants Pass | 49.33 | _____ |
| 5 | 2423 Jacob Miller | 11 | West Salem | 49.48 | _____ |
| 6 | 2241 Braden Lenzy | 11 | Tigard | 50.23 | _____ |
| 7 | 319 Nathan Poff | 11 | Century | 50.71 | _____ |
| 8 | 2239 Cole Green | 11 | Tigard | 51.89 | _____ |

Event 135 Girls 100 Meter Hurdles 4A (14)**8 Advance: Top 3 Each Heat plus Next 2 Best Times**

NFHS: 13.03 2007 Vashti Thomas
State Meet: 14.66 2013 Claire Thomas
2016 Champ: 15.61 Mikaela Siegel

| Lane | Name | Yr | School | Seed | Time |
|------|------|----|--------|------|------|
|------|------|----|--------|------|------|

Heat 1 of 2 Prelims

| | | | | | |
|---|---------------------------|----|--------------|-------|-------|
| 1 | 1962 Kaylee Graham | 11 | Siuslaw | 17.09 | _____ |
| 2 | 1655 Sofia Tringolo | 10 | Phoenix | 16.65 | _____ |
| 3 | 1955 Sabrina Reifschneide | 12 | Sisters | 16.31 | _____ |
| 4 | 1308 Desirae DesRosiers | 12 | Molalla | 15.95 | _____ |
| 5 | 2363 Kate MacNaughton | 10 | Valley Catho | 16.27 | _____ |
| 6 | 1243 Elise Martin | 10 | Marshfield | 16.64 | _____ |
| 7 | 422 Faryn Dahlen | 11 | Cottage Grov | 16.97 | _____ |

Heat 2 of 2 Prelims

| | | | | | |
|---|----------------------|----|--------------|-------|-------|
| 1 | 1569 Jazmine Ware | 10 | Ontario | 17.78 | _____ |
| 2 | 1302 Emma Andrews | 10 | Molalla | 16.77 | _____ |
| 3 | 1479 Emily Scanlan | 10 | North Marion | 16.45 | _____ |
| 4 | 1556 Logan Davila | 12 | Ontario | 16.11 | _____ |
| 5 | 1646 Sienna Bauer | 9 | Phoenix | 16.13 | _____ |
| 6 | 1431 Izabella McLane | 10 | Newport | 16.60 | _____ |
| 7 | 61 Nara Van De Grift | 10 | Astoria | 16.77 | _____ |

Event 136 Girls 100 Meter Hurdles 5A (12)**8 Advance: Top 3 Each Heat plus Next 2 Best Times**

NFHS: 13.03 2007 Vashti Thomas
State Meet: 14.41 2015 Anna Dean
2016 Champ: 15.04 Camille Weaver

| Lane | Name | Yr | School | Seed | Time |
|------|------|----|--------|------|------|
|------|------|----|--------|------|------|

Heat 1 of 2 Prelims

| | | | | | |
|---|---------------------|----|--------------|-------|-------|
| 2 | 1620 Kiara Glover | 12 | Pendleton | 16.30 | _____ |
| 3 | 545 Jenifer Webb | 12 | Dallas | 16.14 | _____ |
| 4 | 2157 Camille Weaver | 12 | Summit | 15.11 | _____ |
| 5 | 899 Katie Kennedy | 10 | Hood River V | 16.14 | _____ |
| 6 | 2143 Maddie Hagfors | 11 | Summit | 16.18 | _____ |
| 7 | 1618 Kylie Storm | 12 | Parkrose | 16.61 | _____ |

Heat 2 of 2 Prelims

| | | | | | |
|---|----------------------|----|--------------|-------|-------|
| 2 | 881 Juliet Raabe | 12 | Hillsboro | 16.39 | _____ |
| 3 | 2222 Tara Crosswhite | 12 | Thurston | 16.17 | _____ |
| 4 | 858 Madison Wilson | 10 | Hermiston | 15.49 | _____ |
| 5 | 1349 Jasmine Martin | 9 | Mountain Vie | 16.04 | _____ |
| 6 | 543 Stefani Tallon | 12 | Dallas | 16.18 | _____ |
| 7 | 1220 Viola Watts | 11 | Marist | 16.43 | _____ |

**2017 OSAA / U.S. BANK / LES SCHWAB TIRES
TRACK & FIELD STATE CHAMPIONSHIPS
Hayward Field, University of Oregon - 5/18/2017 to 5/20/2017
Meet Program - Friday, May 19 - 4A, 5A, 6A**

Event 137 Girls 100 Meter Hurdles 6A (16)**8 Advance: Top 3 Each Heat plus Next 2 Best Times**

NFHS: 13.03 2007 Vashti Thomas
State Meet: 14.17 2007 Bianca Mathabane
2016 Champ: 14.31 Deshae Wise

| Lane Name | Yr | School | Seed Time |
|----------------------------|------|-------------------|-----------------------|
| Heat 1 of 2 Prelims | | | |
| 1 | 2090 | Jade Newton | 10 St Mary's Ac 15.98 |
| 2 | 105 | Hannah Rispler | 10 Barlow 15.60 |
| 3 | 2469 | Nicole Kiley | 12 Westview 15.08 |
| 4 | 784 | Deshae Wise | 12 Grants Pass 14.54 |
| 5 | 970 | Claire Corbitt | 12 Jesuit 14.97 |
| 6 | 2417 | Keira McCarrell | 12 West Salem 15.20 |
| 7 | 352 | Jaycee Iranshad | 11 Clackamas 15.84 |
| 8 | 2496 | Emma Swanson | 12 Wilson 16.36 |
| Heat 2 of 2 Prelims | | | |
| 1 | 782 | Hailey Westbrook | 9 Grants Pass 16.14 |
| 2 | 2242 | Sareena Patzke | 12 Tigard 15.66 |
| 3 | 2392 | Ashley Klampe | 12 West Albany 15.11 |
| 4 | 102 | Renick Meyer | 12 Barlow 14.56 |
| 5 | 2012 | Skyler Blair | 11 Southridge 14.77 |
| 6 | 263 | Madison McHone | 10 Centennial 15.13 |
| 7 | 361 | Kailee Yoshishige | 9 Clackamas 15.84 |
| 8 | 1183 | Megan Richardson | 11 Lincoln 16.16 |

Event 138 Boys 110 Meter Hurdles 4A (14)**8 Advance: Top 3 Each Heat plus Next 2 Best Times**

NFHS: 13.30 1990 Chris Nelloms
State Meet: 14.2h 1978 Tim Sim
2016 Champ: 14.47 Seth Andres

| Lane Name | Yr | School | Seed Time |
|----------------------------|------|----------------|-----------------------|
| Heat 1 of 2 Prelims | | | |
| 1 | 1318 | David Sumpter | 11 Molalla 16.55 |
| 2 | 86 | Levi Carreon | 12 Banks 16.12 |
| 3 | 1948 | Keegan Greaney | 12 Sisters 15.84 |
| 4 | 860 | Elijah Castro | 12 Hidden Valle 15.14 |
| 5 | 1076 | Nathan Reed | 9 La Grande 15.74 |
| 6 | 1963 | Clark Hooper | 12 Siuslaw 16.02 |
| 7 | 1851 | Brisyn Maller | 9 Scappoose 16.53 |
| Heat 2 of 2 Prelims | | | |
| 1 | 1453 | Cade Smith | 10 North Bend 16.67 |
| 2 | 1017 | Tanner Barth | 10 Junction Cit 16.17 |
| 3 | 1419 | Jostan Brown | 12 Newport 15.90 |
| 4 | 1075 | Cade Reed | 11 La Grande 15.64 |
| 5 | 1425 | Tyler Hanrahan | 12 Newport 15.70 |
| 6 | 861 | Austin Green | 12 Hidden Valle 15.92 |
| 7 | 1203 | Harrison Manu | 11 Madras 16.20 |

Event 139 Boys 110 Meter Hurdles 5A (12)**8 Advance: Top 3 Each Heat plus Next 2 Best Times**

NFHS: 13.30 1990 Chris Nelloms
State Meet: 14.32 2010 Howard Lao
2016 Champ: 14.83 Austin DeWolfe

| Lane Name | Yr | School | Seed Time |
|----------------------------|------|----------------------|-----------------------|
| Heat 1 of 2 Prelims | | | |
| 2 | 274 | Jaydon Aydelotte | 10 Central 15.70 |
| 3 | 878 | Kobie Mendoza-Danic | 12 Hillsboro 15.26 |
| 4 | 1935 | Brock Rogers | 12 Silverton 14.53 |
| 5 | 2062 | Daniel Lujano | 11 St Helens 15.19 |
| 6 | 454 | Cal Duke | 11 Crater 15.61 |
| 7 | 2159 | Ty Zuber | 10 Summit 16.42 |
| Heat 2 of 2 Prelims | | | |
| 2 | 2133 | Mitchell Burton | 11 Summit 15.98 |
| 3 | 1152 | Vasiliy Altuhov | 12 Lebanon 15.39 |
| 4 | 1108 | Jordan Gloden | 12 La Salle Pre 14.99 |
| 5 | 854 | Tyler Rohrman | 11 Hermiston 15.01 |
| 6 | 2211 | Justin Conklin | 10 The Dalles 15.51 |
| 7 | 46 | Jeremiah Sherrynewby | 12 Ashland 16.18 |

Event 140 Boys 110 Meter Hurdles 6A (16)**8 Advance: Top 3 Each Heat plus Next 2 Best Times**

NFHS: 13.30 1990 Chris Nelloms
State Meet: 13.77 1988 Bob Gray
2016 Champ: 14.10 Julian Body

| Lane Name | Yr | School | Seed Time |
|----------------------------|------|------------------|------------------------|
| Heat 1 of 2 Prelims | | | |
| 1 | 367 | Peter Gregory | 12 Cleveland (O) 15.37 |
| 2 | 320 | Adrian Rodriguez | 11 Century 15.23 |
| 3 | 2483 | Dylan Murray | 10 Willamette 15.06 |
| 4 | 1163 | Aidan Maloney | 10 Liberty 14.55 |
| 5 | 1398 | Cole Alteneder | 11 Newberg 15.04 |
| 6 | 1994 | Blaine Johnson | 11 South Medfor 15.20 |
| 7 | 1882 | Jared Brabham | 12 Sheldon (Or) 15.26 |
| 8 | 1496 | Adam Foreman | 11 North Salem 15.86 |
| Heat 2 of 2 Prelims | | | |
| 1 | 2430 | Simon Thompson | 10 West Salem 15.79 |
| 2 | 2481 | Bryce Goggin | 11 Willamette 15.25 |
| 3 | 2466 | Isaiah Daniels | 12 Westview 15.13 |
| 4 | 1115 | Carter Bracken | 12 Lake Oswego 14.69 |
| 5 | 1580 | Israel Miles | 11 Oregon City 15.00 |
| 6 | 321 | Chance Sparks | 9 Century 15.18 |
| 7 | 98 | Skyler Galgan | 11 Barlow 15.26 |
| 8 | 1775 | Josiah Greene | 12 Roosevelt 15.85 |

**2017 OSAA / U.S. BANK / LES SCHWAB TIRES
TRACK & FIELD STATE CHAMPIONSHIPS
Hayward Field, University of Oregon - 5/18/2017 to 5/20/2017
Meet Program - Friday, May 19 - 4A, 5A, 6A**

Event 141 Girls 800 Meter Run 4A (14)**8 Advance: Top 3 Each Heat plus Next 2 Best Times**

NFHS: 2:02.04 2011 Amy Weissenbach
State Meet: 2:12.78 2003 Brianna Anderson-Gregg
2016 Champ: 2:17.62 Destinie Tatum

| Lane | Name | Yr | School | Seed | Time |
|------|------|----|--------|------|------|
|------|------|----|--------|------|------|

Heat 1 of 2 Prelims

| | | | | | |
|---|---------------------|----|--------------|---------|-------|
| 1 | 404 Sarah McMichael | 10 | Corbett | 2:33.59 | _____ |
| 2 | 1233 Tess Garrett | 10 | Marshfield | 2:29.74 | _____ |
| 3 | 1030 Shayla Solomon | 12 | Junction Cit | 2:25.99 | _____ |
| 4 | 2254 Kara Putman | 11 | Tillamook | 2:23.97 | _____ |
| 5 | 1971 Destinie Tatum | 12 | Siuslaw | 2:25.76 | _____ |
| 6 | 1508 Rebecca Miller | 9 | North Valley | 2:29.71 | _____ |
| 7 | 1070 Rachael Keniry | 9 | La Grande | 2:33.36 | _____ |

Heat 2 of 2 Prelims

| | | | | | |
|---|-----------------------|----|--------------|---------|-------|
| 1 | 2160 Kendra Blake | 11 | La Grande | 2:34.07 | _____ |
| 2 | 435 Hudson Weybright | 12 | Cottage Grov | 2:29.85 | _____ |
| 3 | 221 Maliah Russell | 11 | Cascade | 2:29.59 | _____ |
| 4 | 1650 Danielle Jantzer | 12 | Phoenix | 2:24.86 | _____ |
| 5 | 1840 Tess Conway | 9 | Scappoose | 2:24.90 | _____ |
| 6 | 1630 Madison Bushnell | 9 | Philomath | 2:29.70 | _____ |
| 7 | 502 Alyson Thomas | 9 | Crook County | 2:32.97 | _____ |

Event 143 Girls 800 Meter Run 6A (16)**8 Advance: Top 3 Each Heat plus Next 2 Best Times**

NFHS: 2:02.04 2011 Amy Weissenbach
State Meet: 2:07.6h 1978 Teri Wierson
2016 Champ: 2:11.51 Ella Donaghu

| Lane | Name | Yr | School | Seed | Time |
|------|------|----|--------|------|------|
|------|------|----|--------|------|------|

Heat 1 of 2 Prelims

| | | | | | |
|---|----------------------|----|--------------|---------|-------|
| 1 | 694 Elizabeth Khoury | 10 | Forest Grove | 2:19.72 | _____ |
| 2 | 972 Hallie DeVore | 10 | Jesuit | 2:18.10 | _____ |
| 3 | 986 Ella Nelson | 9 | Jesuit | 2:16.52 | _____ |
| 4 | 2169 Kelly Makin | 11 | Sunset | 2:13.38 | _____ |
| 5 | 2014 Taylor Chiotti | 11 | Southridge | 2:14.80 | _____ |
| 6 | 1180 Stephanie Lair | 11 | Lincoln | 2:17.39 | _____ |
| 7 | 2309 Madi Lowry | 11 | Tualatin | 2:19.19 | _____ |
| 8 | 1575 Kaari Guelsdorf | 11 | Oregon City | 2:23.58 | _____ |

Heat 2 of 2 Prelims

| | | | | | |
|---|------------------------|----|--------------|---------|-------|
| 1 | 353 Brooklyn James | 11 | Clackamas | 2:21.40 | _____ |
| 2 | 700 Delaney Griffin | 10 | Franklin | 2:18.43 | _____ |
| 3 | 2089 Michelle Chandler | 12 | St Mary's Ac | 2:17.28 | _____ |
| 4 | 980 Chloe Jensen | 12 | Jesuit | 2:14.40 | _____ |
| 5 | 2043 Kaylee Mitchell | 11 | Sprague | 2:14.64 | _____ |
| 6 | 2493 Avery Poulsen | 9 | Wilson | 2:17.37 | _____ |
| 7 | 1891 Jantzen Mazziotti | 12 | Sheldon (Or) | 2:19.17 | _____ |
| 8 | 781 Faith Schultz | 9 | Grants Pass | 2:23.00 | _____ |

Event 144 Boys 800 Meter Run 4A (14)**8 Advance: Top 3 Each Heat plus Next 2 Best Times**

NFHS: 1:46.45 1996 Michael Granville
State Meet: 1:53.71 2013 Brett Willyard
2016 Champ: 1:58.42 Jackson Januik

| Lane | Name | Yr | School | Seed | Time |
|------|------|----|--------|------|------|
|------|------|----|--------|------|------|

Heat 1 of 2 Prelims

| | | | | | |
|---|---------------------|----|--------------|---------|-------|
| 1 | 1440 Austin Barker | 12 | North Bend | 2:06.08 | _____ |
| 2 | 718 Konnor Hathaway | 10 | Gladstone | 2:04.52 | _____ |
| 3 | 487 Emmett Bailor | 12 | Crook County | 2:01.66 | _____ |
| 4 | 1876 Jackson Januik | 12 | Seaside | 1:56.72 | _____ |
| 5 | 1232 Ian Emlt | 12 | Marshfield | 2:01.16 | _____ |
| 6 | 870 David Prudell | 11 | Hidden Valle | 2:04.37 | _____ |
| 7 | 1949 Keaton Green | 10 | Sisters | 2:05.36 | _____ |

Heat 2 of 2 Prelims

| | | | | | |
|---|-----------------------|----|--------------|---------|-------|
| 1 | 1566 Javier Rodriguez | 11 | Ontario | 2:06.75 | _____ |
| 2 | 1025 Conner McAdams | 9 | Junction Cit | 2:04.79 | _____ |
| 3 | 1252 Jake Healy | 10 | Mazama | 2:03.64 | _____ |
| 4 | 2358 Jacob Godshalk | 12 | Valley Catho | 1:57.89 | _____ |
| 5 | 1087 Lewis Wright | 12 | La Grande | 2:00.54 | _____ |
| 6 | 2515 Shane Davis | 11 | Yamhill-Carl | 2:04.16 | _____ |
| 7 | 1434 Riley Rooke | 12 | Newport | 2:04.88 | _____ |

Event 146 Boys 800 Meter Run 6A (16)**8 Advance: Top 3 Each Heat plus Next 2 Best Times**

Stack Position 9 with Position 2,
Position 11 with Position 1

NFHS: 1:46.45 1996 Michael Granville
State Meet: 1:50.60 2008 Elijah Greer
2016 Champ: 1:54.48 Jenner Higgins

| Lane | Name | Yr | School | Seed | Time |
|------|------|----|--------|------|------|
|------|------|----|--------|------|------|

Heat 1 of 2 Prelims

| | | | | | |
|---|-------------------------|----|-------------|---------|-------|
| 1 | 2001 Miguel Rios Valdez | 12 | South Salem | 1:58.23 | _____ |
| 2 | 699 Connor Griffin | 12 | Franklin | 1:56.99 | _____ |
| 3 | 2494 Caleb Seely | 12 | Wilson | 1:55.98 | _____ |
| 4 | 701 Henry Mong | 12 | Franklin | 1:54.76 | _____ |
| 5 | 752 Philip Quinton | 11 | Grant | 1:55.86 | _____ |
| 6 | 2473 Keizo Morgan | 11 | Westview | 1:56.94 | _____ |
| 7 | 702 Davis Robbins | 11 | Franklin | 1:58.00 | _____ |
| 8 | 1399 Kyle Charbonneau | 11 | Newberg | 1:58.99 | _____ |

Heat 2 of 2 Prelims

| | | | | | |
|---|---------------------|----|--------------|---------|-------|
| 1 | 355 Tayton Lapointe | 12 | Clackamas | 1:58.45 | _____ |
| 2 | 988 Amogh Patki | 12 | Jesuit | 1:57.39 | _____ |
| 3 | 2415 Brennen Le Bel | 11 | West Salem | 1:56.20 | _____ |
| 4 | 1888 Jenner Higgins | 12 | Sheldon (Or) | 1:54.97 | _____ |
| 5 | 767 Nathan Burton | 11 | Grants Pass | 1:55.29 | _____ |
| 6 | 2177 Ethan Reese | 10 | Sunset | 1:56.63 | _____ |
| 7 | 286 Eric Brecht | 11 | Central Cath | 1:57.43 | _____ |
| 8 | 1401 Peter Gentile | 12 | Newberg | 1:58.56 | _____ |

**2017 OSAA / U.S. BANK / LES SCHWAB TIRES
TRACK & FIELD STATE CHAMPIONSHIPS
Hayward Field, University of Oregon - 5/18/2017 to 5/20/2017
Meet Program - Friday, May 19 - 4A, 5A, 6A**

Event 147 Girls 200 Meter Dash 4A (14)**8 Advance: Top 3 Each Heat plus Next 2 Best Times**

NFHS: 22.52 2003 Allyson Felix
State Meet: 24.11 2013 Venessa D'Arpino
2016 Champ: 25.57 Baylee Touey

| Lane | Name | Yr | School | Seed | Time |
|------|------|----|--------|------|------|
|------|------|----|--------|------|------|

Heat 1 of 2 Prelims

| | | | | | |
|---|----------------------|----|--------------|-------|-------|
| 1 | 1063 Kelsey Brown | 11 | La Grande | 27.86 | _____ |
| 2 | 419 Hannah Albrecht | 12 | Cottage Grov | 27.16 | _____ |
| 3 | 52 Gracie Cummings | 10 | Astoria | 26.73 | _____ |
| 4 | 1511 Baylee Touey | 10 | North Valley | 25.44 | _____ |
| 5 | 1643 Maggie Ross | 9 | Philomath | 26.66 | _____ |
| 6 | 1227 Hannah Beaulieu | 11 | Marshfield | 27.10 | _____ |
| 7 | 1449 Chelsea Howard | 9 | North Bend | 27.51 | _____ |

Heat 2 of 2 Prelims

| | | | | | |
|---|---------------------|----|--------------|-------|-------|
| 1 | 1064 Katie Carter | 12 | La Grande | 28.13 | _____ |
| 2 | 403 Jenna Kerslake | 12 | Corbett | 27.35 | _____ |
| 3 | 53 Natalie Cummings | 12 | Astoria | 26.83 | _____ |
| 4 | 865 Nyah Kendall | 10 | Hidden Valle | 25.97 | _____ |
| 5 | 1945 Mandi Calavan | 11 | Sisters | 26.64 | _____ |
| 6 | 1309 Anna Farner | 11 | Molalla | 26.98 | _____ |
| 7 | 218 Elisa Kanoff | 12 | Cascade | 27.39 | _____ |

Event 148 Girls 200 Meter Dash 5A (12)**8 Advance: Top 3 Each Heat plus Next 2 Best Times**

NFHS: 22.52 2003 Allyson Felix
State Meet: 23.94 2009 Kellie Schueler
2016 Champ: 25.38 Hannah Cochran

| Lane | Name | Yr | School | Seed | Time |
|------|------|----|--------|------|------|
|------|------|----|--------|------|------|

Heat 1 of 2 Prelims

| | | | | | |
|---|------------------------|----|--------------|-------|-------|
| 2 | 414 Josee Pearlson | 12 | Corvallis | 26.76 | _____ |
| 3 | 1214 Caitlin Kirk | 11 | Marist | 26.43 | _____ |
| 4 | 886 Kennedy Taube | 12 | Hillsboro | 25.60 | _____ |
| 5 | 852 Scout Reagan | 10 | Hermiston | 26.34 | _____ |
| 6 | 144 Kaylie Nelson | 12 | Bend | 26.56 | _____ |
| 7 | 1111 Philicia Robinson | 11 | La Salle Pre | 27.12 | _____ |

Heat 2 of 2 Prelims

| | | | | | |
|---|-------------------------|----|--------------|-------|-------|
| 2 | 140 Maya Hopwood | 10 | Bend | 26.94 | _____ |
| 3 | 1748 Gabi Crouch | 11 | Ridgeview | 26.48 | _____ |
| 4 | 1469 Nina Richardson | 10 | North Eugene | 26.32 | _____ |
| 5 | 2148 Emma Normand | 11 | Summit | 26.34 | _____ |
| 6 | 273 Bethanie Altamirano | 11 | Central | 26.49 | _____ |
| 7 | 856 Elsa Torres | 10 | Hermiston | 27.08 | _____ |

Event 149 Girls 200 Meter Dash 6A (16)**8 Advance: Top 3 Each Heat plus Next 2 Best Times**

NFHS: 22.52 2003 Allyson Felix
State Meet: 24.01 2009 Kayla Smith
2016 Champ: 24.95 Rebekah Miller

| Lane | Name | Yr | School | Seed | Time |
|------|------|----|--------|------|------|
|------|------|----|--------|------|------|

Heat 1 of 2 Prelims

| | | | | | |
|---|-------------------------|----|--------------|-------|-------|
| 1 | 754 Zoe Shaw | 10 | Grant | 26.20 | _____ |
| 2 | 359 Monnie Spears-Roger | 12 | Clackamas | 26.00 | _____ |
| 3 | 1989 Elise Unruh-Thomas | 10 | South Eugene | 25.37 | _____ |
| 4 | 108 Sara Turner | 12 | Barlow | 24.86 | _____ |
| 5 | 789 Fечи Nmereole | 10 | Gresham | 25.19 | _____ |
| 6 | 2413 Lucy Jolivette | 10 | West Salem | 25.95 | _____ |
| 7 | 755 Cassin Wright | 12 | Grant | 26.19 | _____ |
| 8 | 1883 Makena Buchholtz | 11 | Sheldon (Or) | 27.03 | _____ |

Heat 2 of 2 Prelims

| | | | | | |
|---|-----------------------|----|-------------|-------|-------|
| 1 | 155 Jelisa Turner | 11 | Benson | 26.22 | _____ |
| 2 | 975 Isabelle Ford | 11 | Jesuit | 26.08 | _____ |
| 3 | 969 Lena Colson | 11 | Jesuit | 25.65 | _____ |
| 4 | 1745 Peace Igbonagwam | 11 | Reynolds | 25.16 | _____ |
| 5 | 1497 Rebekah Miller | 10 | North Salem | 25.19 | _____ |
| 6 | 1402 Madison Hergert | 12 | Newberg | 25.84 | _____ |
| 7 | 1120 Maddie DeBorde | 10 | Lake Oswego | 26.09 | _____ |
| 8 | 2301 Makenna Bailey | 11 | Tualatin | 26.25 | _____ |

Event 150 Boys 200 Meter Dash 4A (14)**8 Advance: Top 3 Each Heat plus Next 2 Best Times**

NFHS: 20.13 1985 Roy Martin
State Meet: 21.90 2010 Matt Anthony
2016 Champ: 22.34 Rory Coon

| Lane | Name | Yr | School | Seed | Time |
|------|------|----|--------|------|------|
|------|------|----|--------|------|------|

Heat 1 of 2 Prelims

| | | | | | |
|---|--------------------|----|--------------|-------|-------|
| 1 | 1501 Jason Claffey | 12 | North Valley | 23.69 | _____ |
| 2 | 213 Alan Beckmann | 12 | Cascade | 23.44 | _____ |
| 3 | 1029 Jake Rogers | 11 | Junction Cit | 23.08 | _____ |
| 4 | 2249 Rory Coon | 12 | Tillamook | 22.71 | _____ |
| 5 | 1081 Sajun White | 10 | La Grande | 23.02 | _____ |
| 6 | 1845 Michael Gift | 12 | Scappoose | 23.28 | _____ |
| 7 | 1240 Zach Kellar | 11 | Marshfield | 23.56 | _____ |

Heat 2 of 2 Prelims

| | | | | | |
|---|---------------------|----|--------------|-------|-------|
| 1 | 1228 Devin Benson | 10 | Marshfield | 24.02 | _____ |
| 2 | 1319 Gavin Thrower | 12 | Molalla | 23.47 | _____ |
| 3 | 436 Jacob Woods | 11 | Cottage Grov | 23.17 | _____ |
| 4 | 1559 Alex Espinoza | 11 | Ontario | 22.85 | _____ |
| 5 | 219 Brandon Martin | 12 | Cascade | 22.95 | _____ |
| 6 | 492 Adrien Fournier | 11 | Crook County | 23.27 | _____ |
| 7 | 1255 Chad Remstedt | 10 | Mazama | 23.51 | _____ |

**2017 OSAA / U.S. BANK / LES SCHWAB TIRES
TRACK & FIELD STATE CHAMPIONSHIPS
Hayward Field, University of Oregon - 5/18/2017 to 5/20/2017
Meet Program - Friday, May 19 - 4A, 5A, 6A**

Event 151 Boys 200 Meter Dash 5A (12)**8 Advance: Top 3 Each Heat plus Next 2 Best Times**

NFHS: 20.13 1985 Roy Martin
State Meet: 21.55 2016 Jacoby McNamara
2016 Champ: 21.55 Jacoby McNamara

| Lane | Name | Yr | School | Seed | Time |
|----------------------------|-------------------------|----|--------------|------|-------|
| Heat 1 of 2 Prelims | | | | | |
| 2 | 468 Trey Adams | 12 | Crescent Val | | 23.08 |
| 3 | 2506 Andrew Merrick | 12 | Wilsonville | | 22.87 |
| 4 | 879 Daekwon Mitchell | 11 | Hillsboro | | 22.53 |
| 5 | 603 Anthony Gray | 12 | Eagle Point | | 22.86 |
| 6 | 1617 Sam Saryon | 12 | Parkrose | | 23.04 |
| 7 | 1749 Micah Cupp | 11 | Ridgeview | | 23.27 |
| Heat 2 of 2 Prelims | | | | | |
| 2 | 892 Gabriel Campos-Davi | 11 | Hood River V | | 23.11 |
| 3 | 1293 Jacob Sanders | 11 | Milwaukie | | 22.92 |
| 4 | 476 Talanoa Hufanga | 11 | Crescent Val | | 22.56 |
| 5 | 2138 Brayden Durfee | 12 | Summit | | 22.61 |
| 6 | 850 Alexis Mercado | 12 | Hermiston | | 22.93 |
| 7 | 1216 Andres Lopez | 11 | Marist | | 23.25 |

Event 152 Boys 200 Meter Dash 6A (17)**8 Advance: Top 2 Each Heat plus Next 2 Best Times**

NFHS: 20.13 1985 Roy Martin
State Meet: 21.20 2011 Jack Galpin
2016 Champ: 21.36 Tyren Wolfe

| Lane | Name | Yr | School | Seed | Time |
|----------------------------|--------------------------|----|--------------|------|-------|
| Heat 1 of 3 Prelims | | | | | |
| 2 | 2241 Braden Lenzy | 11 | Tigard | | 22.63 |
| 3 | 1903 Jacob Williams | 12 | Sheldon (Or) | | 22.33 |
| 4 | 1573 Rieker Daniel | 12 | Oregon City | | 21.73 |
| 5 | 2013 Josiah Carpenter | 12 | Southridge | | 22.31 |
| 6 | 126 Mataio Talalemotu | 12 | Beaverton | | 22.61 |
| Heat 2 of 3 Prelims | | | | | |
| 2 | 1170 Adza Botchway | 12 | Lincoln | | 22.71 |
| 3 | 111 Anthony Albright | 12 | Beaverton | | 22.41 |
| 4 | 157 Micah Williams | 9 | Benson | | 22.07 |
| 5 | 304 Korbin Williams | 11 | Central Cath | | 22.23 |
| 6 | 258 Jimmie Barton | 9 | Centennial | | 22.61 |
| 7 | 1131 Joshua Robins | 12 | Lakeridge | | 22.89 |
| Heat 3 of 3 Prelims | | | | | |
| 2 | 1288 Brendan Van Voorhis | 12 | McNary | | 22.71 |
| 3 | 2184 Carter Webb | 11 | Sunset | | 22.51 |
| 4 | 1262 Israel Garza | 11 | McKay | | 22.19 |
| 5 | 1576 Jake Harthun | 12 | Oregon City | | 22.19 |
| 6 | 97 Tommy Fornoff | 12 | Barlow | | 22.59 |
| 7 | 2482 Griffin Jeskey | 11 | Willamette | | 22.79 |

Event 153 Girls 300 Meter Hurdles 4A (14)**8 Advance: Top 3 Each Heat plus Next 2 Best Times**

NFHS: 39.98 2001 Lashinda Demus
State Meet: 43.85 2013 Claire Thomas
2016 Champ: 46.22 Desirae DesRosiers

| Lane | Name | Yr | School | Seed | Time |
|----------------------------|---------------------------|----|--------------|------|-------|
| Heat 1 of 2 Prelims | | | | | |
| 1 | 1962 Kaylee Graham | 11 | Siuslaw | | 50.79 |
| 2 | 1640 Molly Klipfel | 12 | Philomath | | 49.24 |
| 3 | 1955 Sabrina Reifschneide | 12 | Sisters | | 48.30 |
| 4 | 1848 Emma Jones | 9 | Scappoose | | 46.52 |
| 5 | 1854 Alyssa Spang | 12 | Scappoose | | 47.69 |
| 6 | 1556 Logan Davila | 12 | Ontario | | 49.14 |
| 7 | 1569 Jazmine Ware | 10 | Ontario | | 50.02 |
| Heat 2 of 2 Prelims | | | | | |
| 1 | 499 Mckinzie Mode | 10 | Crook County | | 51.97 |
| 2 | 1649 Jasper Cortell | 9 | Phoenix | | 49.66 |
| 3 | 1431 Izabella McLane | 10 | Newport | | 48.54 |
| 4 | 1505 Megan Hoback | 12 | North Valley | | 47.51 |
| 5 | 1308 Desirae DesRosiers | 12 | Molalla | | 47.53 |
| 6 | 1227 Hannah Beaulieu | 11 | Marshfield | | 48.77 |
| 7 | 1950 Amy Hills | 10 | Sisters | | 49.98 |

Event 154 Girls 300 Meter Hurdles 5A (12)**8 Advance: Top 3 Each Heat plus Next 2 Best Times**

NFHS: 39.98 2001 Lashinda Demus
State Meet: 44.22 2010 Olivia Ferrara
2016 Champ: 44.45 Tieara Norman

| Lane | Name | Yr | School | Seed | Time |
|----------------------------|-----------------------|----|--------------|------|-------|
| Heat 1 of 2 Prelims | | | | | |
| 2 | 330 Emmaleise Freeman | 9 | Churchill | | 49.84 |
| 3 | 858 Madison Wilson | 10 | Hermiston | | 47.82 |
| 4 | 2222 Tara Crosswhite | 12 | Thurston | | 45.68 |
| 5 | 2143 Maddie Hagfors | 11 | Summit | | 47.81 |
| 6 | 881 Juliet Raabe | 12 | Hillsboro | | 49.80 |
| 7 | 543 Stefani Tallon | 12 | Dallas | | 50.28 |
| Heat 2 of 2 Prelims | | | | | |
| 2 | 1973 Inna Demchuk | 12 | South Albany | | 49.99 |
| 3 | 132 Kaycee Brown | 9 | Bend | | 48.20 |
| 4 | 2140 Quin Fraley | 11 | Summit | | 45.84 |
| 5 | 1472 Jordan Wormdahl | 11 | North Eugene | | 46.29 |
| 6 | 847 Audrey Lincoln | 12 | Hermiston | | 48.68 |
| 7 | 1618 Kylie Storm | 12 | Parkrose | | 50.25 |

**2017 OSAA / U.S. BANK / LES SCHWAB TIRES
TRACK & FIELD STATE CHAMPIONSHIPS
Hayward Field, University of Oregon - 5/18/2017 to 5/20/2017
Meet Program - Friday, May 19 - 4A, 5A, 6A**

Event 155 Girls 300 Meter Hurdles 6A (16)**8 Advance: Top 3 Each Heat plus Next 2 Best Times**

NFHS: 39.98 2001 Lashinda Demus
State Meet: 42.58 2001 Janelle Joy
2016 Champ: 43.84 Leah Russell

| Lane | Name | Yr | School | Seed | Time |
|------|------|----|--------|------|------|
|------|------|----|--------|------|------|

Heat 1 of 2 Prelims

| | | | | | |
|---|-----------------------|----|--------------|-------|-------|
| 1 | 2090 Jade Newton | 10 | St Mary's Ac | 47.50 | _____ |
| 2 | 2312 Kennedy Oleson | 12 | Tualatin | 46.67 | _____ |
| 3 | 263 Madison McHone | 10 | Centennial | 45.95 | _____ |
| 4 | 2012 Skyler Blair | 11 | Southridge | 44.23 | _____ |
| 5 | 970 Claire Corbitt | 12 | Jesuit | 45.62 | _____ |
| 6 | 1161 Nicol Dorciak | 12 | Liberty | 46.44 | _____ |
| 7 | 985 Gabby Navarro | 10 | Jesuit | 47.37 | _____ |
| 8 | 1183 Megan Richardson | 11 | Lincoln | 48.49 | _____ |

Heat 2 of 2 Prelims

| | | | | | |
|---|---------------------|----|-------------|-------|-------|
| 1 | 1495 Aaliyah Fitzke | 10 | North Salem | 47.66 | _____ |
| 2 | 2174 Darby Olson | 11 | Sunset | 46.67 | _____ |
| 3 | 2469 Nicole Kiley | 12 | Westview | 46.19 | _____ |
| 4 | 784 Deshae Wise | 12 | Grants Pass | 44.31 | _____ |
| 5 | 102 Renick Meyer | 12 | Barlow | 44.31 | _____ |
| 6 | 765 Lindsey Bonney | 12 | Grants Pass | 46.22 | _____ |
| 7 | 2420 Cari McCrae | 12 | West Salem | 46.96 | _____ |
| 8 | 2496 Emma Swanson | 12 | Wilson | 47.74 | _____ |

Event 156 Boys 300 Meter Hurdles 4A (14)**8 Advance: Top 3 Each Heat plus Next 2 Best Times**

NFHS: 35.02 2009 Reggie Wyatt
State Meet: 38.14 2013 Joe Delgado
2016 Champ: 38.63 Dylan Castle

| Lane | Name | Yr | School | Seed | Time |
|------|------|----|--------|------|------|
|------|------|----|--------|------|------|

Heat 1 of 2 Prelims

| | | | | | |
|---|----------------------|----|--------------|-------|-------|
| 1 | 1963 Clark Hooper | 12 | Siuslaw | 42.80 | _____ |
| 2 | 1311 Michael House | 10 | Molalla | 42.29 | _____ |
| 3 | 86 Levi Carreon | 12 | Banks | 41.30 | _____ |
| 4 | 1502 Hunter Comyford | 12 | North Valley | 39.28 | _____ |
| 5 | 1874 William Garvin | 12 | Seaside | 41.13 | _____ |
| 6 | 1425 Tyler Hanrahan | 12 | Newport | 42.23 | _____ |
| 7 | 2189 Noah Dinsfriend | 10 | Sweet Home | 42.44 | _____ |

Heat 2 of 2 Prelims

| | | | | | |
|---|----------------------|----|--------------|-------|-------|
| 1 | 1568 Keegan Susuki | 12 | Ontario | 43.20 | _____ |
| 2 | 1075 Cade Reed | 11 | La Grande | 42.37 | _____ |
| 3 | 1050 Hunter Ellis | 12 | Klamath Unio | 41.32 | _____ |
| 4 | 1948 Keegan Greaney | 12 | Sisters | 40.40 | _____ |
| 5 | 1242 Tristin Lemmons | 10 | Marshfield | 41.01 | _____ |
| 6 | 487 Emmett Bailor | 12 | Crook County | 41.57 | _____ |
| 7 | 1421 Kai Daniels | 10 | Newport | 42.43 | _____ |

Event 157 Boys 300 Meter Hurdles 5A (12)**8 Advance: Top 3 Each Heat plus Next 2 Best Times**

NFHS: 35.02 2009 Reggie Wyatt
State Meet: 38.15 2007 Andrew Hastings
2016 Champ: 39.28 Austin DeWolfe

| Lane | Name | Yr | School | Seed | Time |
|------|------|----|--------|------|------|
|------|------|----|--------|------|------|

Heat 1 of 2 Prelims

| | | | | | |
|---|---------------------|----|--------------|-------|-------|
| 2 | 1290 Tristan Mowry | 11 | Milwaukie | 41.89 | _____ |
| 3 | 1820 Tommy Stiles | 11 | Sandy | 41.39 | _____ |
| 4 | 540 Jacob Deming | 12 | Dallas | 39.63 | _____ |
| 5 | 1152 Vasily Altuhov | 12 | Lebanon | 41.24 | _____ |
| 6 | 905 Robby Running | 10 | Hood River V | 41.83 | _____ |
| 7 | 2511 Parker Shaw | 12 | Wilsonville | 42.13 | _____ |

Heat 2 of 2 Prelims

| | | | | | |
|---|--------------------------|----|-------------|-------|-------|
| 2 | 2159 Ty Zuber | 10 | Summit | 42.12 | _____ |
| 3 | 1815 Nolberto Perez-Agui | 12 | Sandy | 41.45 | _____ |
| 4 | 454 Cal Duke | 11 | Crater | 40.70 | _____ |
| 5 | 605 Jacob Marshall | 11 | Eagle Point | 41.14 | _____ |
| 6 | 854 Tyler Rohrman | 11 | Hermiston | 41.81 | _____ |
| 7 | 2133 Mitchell Burton | 11 | Summit | 42.13 | _____ |

Event 158 Boys 300 Meter Hurdles 6A (16)**8 Advance: Top 3 Each Heat plus Next 2 Best Times**

NFHS: 35.02 2009 Reggie Wyatt
State Meet: 36.10 1979 Ken Scott
2016 Champ: 36.73 Julian Body

| Lane | Name | Yr | School | Seed | Time |
|------|------|----|--------|------|------|
|------|------|----|--------|------|------|

Heat 1 of 2 Prelims

| | | | | | |
|---|---------------------|----|--------------|-------|-------|
| 1 | 360 Tyler Thomas | 12 | Clackamas | 40.65 | _____ |
| 2 | 1898 Wyatt Seidel | 11 | Sheldon (Or) | 40.24 | _____ |
| 3 | 1115 Carter Bracken | 12 | Lake Oswego | 39.82 | _____ |
| 4 | 966 Antonio Angel | 11 | Jesuit | 38.60 | _____ |
| 5 | 2303 Ryan Cavinta | 12 | Tualatin | 39.40 | _____ |
| 6 | 979 Zack Jansky | 11 | Jesuit | 40.08 | _____ |
| 7 | 2427 Cole Rumrill | 12 | West Salem | 40.53 | _____ |
| 8 | 954 Elijah Elliott | 9 | Jefferson | 40.84 | _____ |

Heat 2 of 2 Prelims

| | | | | | |
|---|---------------------|----|---------------|-------|-------|
| 1 | 557 McKinley Riggs | 12 | David Dougla | 40.66 | _____ |
| 2 | 98 Skyler Galgan | 11 | Barlow | 40.38 | _____ |
| 3 | 367 Peter Gregory | 12 | Cleveland (O) | 40.01 | _____ |
| 4 | 1398 Cole Alteneder | 11 | Newberg | 38.74 | _____ |
| 5 | 1163 Aidan Maloney | 10 | Liberty | 38.98 | _____ |
| 6 | 2483 Dylan Murray | 10 | Willamette | 40.05 | _____ |
| 7 | 1496 Adam Foreman | 11 | North Salem | 40.51 | _____ |
| 8 | 1882 Jared Brabham | 12 | Sheldon (Or) | 40.75 | _____ |

**2017 OSAA / U.S. BANK / LES SCHWAB TIRES
TRACK & FIELD STATE CHAMPIONSHIPS
Hayward Field, University of Oregon - 5/18/2017 to 5/20/2017
Meet Program - Friday, May 19 - 4A, 5A, 6A**

Event 165 Girls Long Jump 4A (14)

| NFHS: 22-01.75 1976 | | Kathy McMillan | | | |
|-----------------------------|--------------------------|----------------|--------------|----------|-------|
| State Meet: 19-02.50 2007 | | Amy Skofstad | | | |
| 2016 Champ: 17-07.50 | | Darian Hageman | | | |
| Pos | Name | Yr | School | Seed | Mark |
| Flight 1 of 2 Finals | | | | | |
| 1 | 640 Kennady Laing | 9 | Elmira | 14-09.75 | _____ |
| 2 | 1449 Chelsea Howard | 9 | North Bend | 15-06.50 | _____ |
| 3 | 1244 Ravyn Miranda | 10 | Marshfield | 15-07.50 | _____ |
| 4 | 1481 MarDelSol Verasteug | 10 | North Marion | 15-09.00 | _____ |
| 5 | 1643 Maggie Ross | 9 | Philomath | 15-10.00 | _____ |
| 6 | 713 Grace Campbell | 11 | Gladstone | 15-11.00 | _____ |
| 7 | 1848 Emma Jones | 9 | Scappoose | 16-01.00 | _____ |
| Flight 2 of 2 Finals | | | | | |
| 1 | 825 Lyndee McLauchlin | 10 | Henley | 16-02.75 | _____ |
| 2 | 1953 Rylereece Morgan | 9 | Sisters | 16-03.50 | _____ |
| 3 | 1308 Desirae DesRosiers | 12 | Molalla | 16-03.50 | _____ |
| 4 | 1569 Jazmine Ware | 10 | Ontario | 16-05.25 | _____ |
| 5 | 1063 Kelsey Brown | 11 | La Grande | 16-05.50 | _____ |
| 6 | 866 Kaylee Krusemark | 11 | Hidden Valle | 16-06.25 | _____ |
| 7 | 54 Darian Hageman | 11 | Astoria | 17-02.00 | _____ |

Event 166 Girls Long Jump 5A (12)

| NFHS: 22-01.75 1976 | | Kathy McMillan | | | |
|-----------------------------|----------------------|----------------|--------------|----------|-------|
| State Meet: 19-02.25 2016 | | Tiara Norman | | | |
| State Meet: 19-02.25 | | Tiara Norman | | | |
| 2016 Champ: 19-02.25 | | Tiara Norman | | | |
| Pos | Name | Yr | School | Seed | Mark |
| Flight 1 of 1 Finals | | | | | |
| 1 | 542 Kayley Sayer | 12 | Dallas | 16-01.50 | _____ |
| 2 | 477 Marin Plemmons | 12 | Crescent Val | 16-02.00 | _____ |
| 3 | 1719 Miranda Evans | 9 | Putnam | 16-04.25 | _____ |
| 4 | 1213 Megan Kimball | 11 | Marist | 16-05.00 | _____ |
| 5 | 899 Katie Kennedy | 10 | Hood River V | 16-06.25 | _____ |
| 6 | 1748 Gabi Crouch | 11 | Ridgeview | 16-07.25 | _____ |
| 7 | 1469 Nina Richardson | 10 | North Eugene | 16-08.00 | _____ |
| 8 | 1220 Viola Watts | 11 | Marist | 16-08.75 | _____ |
| 9 | 883 Reagan Reed | 10 | Hillsboro | 16-10.50 | _____ |
| 10 | 857 Ebony Wilson | 12 | Hermiston | 17-05.00 | _____ |
| 11 | 1349 Jasmine Martin | 9 | Mountain Vie | 17-10.25 | _____ |
| 12 | 2157 Camille Weaver | 12 | Summit | 18-02.25 | _____ |

Event 167 Girls Long Jump 6A (17)

| NFHS: 22-01.75 1976 | | Kathy McMillan | | | |
|-----------------------------|--------------------------|-----------------|--------------|----------|-------|
| State Meet: 19-08.50 1988 | | Karen Alcorn | | | |
| 2016 Champ: 17-06 | | Montanna Gubrud | | | |
| Pos | Name | Yr | School | Seed | Mark |
| Flight 1 of 2 Finals | | | | | |
| 1 | 742 AJ DePinto | 10 | Grant | 16-00.00 | _____ |
| 2 | 114 Katarina Bosworth | 10 | Beaverton | 16-09.00 | _____ |
| 3 | 765 Lindsey Bonney | 12 | Grants Pass | 16-09.00 | _____ |
| 4 | 2408 Kasey Campbell | 12 | West Salem | 17-01.75 | _____ |
| 5 | 356 Ujunwa Nwokoma | 11 | Clackamas | 17-02.50 | _____ |
| 6 | 1978 Taylor Chocek | 9 | South Eugene | 17-03.25 | _____ |
| 7 | 1287 Courtney Giessinger | 12 | McNary | 17-03.25 | _____ |
| 8 | 789 Fечи Nmereole | 10 | Gresham | 17-03.50 | _____ |
| Flight 2 of 2 Finals | | | | | |
| 1 | 2405 Rhona Watson | 11 | West Linn | 17-04.25 | _____ |
| 2 | 970 Claire Corbitt | 12 | Jesuit | 17-06.00 | _____ |
| 3 | 1497 Rebekah Miller | 10 | North Salem | 17-06.50 | _____ |
| 4 | 2417 Keira McCarrell | 12 | West Salem | 17-07.50 | _____ |
| 5 | 1745 Peace Igbonagwam | 11 | Reynolds | 17-07.75 | _____ |
| 6 | 2316 Ashley Slater | 12 | Tualatin | 18-01.50 | _____ |
| 7 | 1120 Maddie DeBorde | 10 | Lake Oswego | 18-04.25 | _____ |
| 8 | 2242 Sareena Patzke | 12 | Tigard | 18-05.00 | _____ |
| 9 | 739 Judith Baxter Game | 11 | Grant | 18-07.00 | _____ |

Event 168 Boys Long Jump 4A (14)

| NFHS: 26-04.75 1989 | | James Stallworth | | | |
|-----------------------------|----------------------|------------------|--------------|----------|-------|
| State Meet: 24-03.75 1987 | | Greg Byrne | | | |
| 2016 Champ: 21-02.50 | | Dylan Castle | | | |
| Pos | Name | Yr | School | Seed | Mark |
| Flight 1 of 2 Finals | | | | | |
| 1 | 1877 Phoenix Johnson | 12 | Seaside | 19-03.75 | _____ |
| 2 | 1238 Cody Jadin | 11 | Marshfield | 19-06.50 | _____ |
| 3 | 57 Michael Kee | 11 | Astoria | 19-07.00 | _____ |
| 4 | 1253 Gavin Johnson | 11 | Mazama | 20-01.50 | _____ |
| 5 | 496 Dominic Langley | 10 | Crook County | 20-04.50 | _____ |
| 6 | 1239 Trevor Johnson | 12 | Marshfield | 20-05.00 | _____ |
| 7 | 1567 Reyes Romayor | 12 | Ontario | 20-05.00 | _____ |
| Flight 2 of 2 Finals | | | | | |
| 1 | 436 Jacob Woods | 11 | Cottage Grov | 20-06.00 | _____ |
| 2 | 219 Brandon Martin | 12 | Cascade | 20-06.25 | _____ |
| 3 | 431 Tucker Porter | 12 | Cottage Grov | 20-08.00 | _____ |
| 4 | 1480 Ulises Vargas | 12 | North Marion | 20-10.25 | _____ |
| 5 | 1083 Zach Wiggins | 9 | La Grande | 20-10.50 | _____ |
| 6 | 405 Garrett Rogers | 12 | Corbett | 21-02.50 | _____ |
| 7 | 860 Elijah Castro | 12 | Hidden Valle | 21-05.50 | _____ |

**2017 OSAA / U.S. BANK / LES SCHWAB TIRES
TRACK & FIELD STATE CHAMPIONSHIPS
Hayward Field, University of Oregon - 5/18/2017 to 5/20/2017
Meet Program - Friday, May 19 - 4A, 5A, 6A**

Event 169 Boys Long Jump 5A (12)

| NFHS: 26-04.75 1989 James Stallworth | | | | |
|--|-----------------------|----|--------------|-----------|
| State Meet: 23-07.50 2008 Derek Newsom | | | | |
| 2016 Champ: 22-10.75 Trae Gould | | | | |
| Pos | Name | Yr | School | Seed Mark |
| Flight 1 of 1 Finals | | | | |
| 1 | 907 Jonah Tactay | 11 | Hood River V | 20-04.50 |
| 2 | 840 Vaemu Ena | 12 | Hermiston | 20-05.75 |
| 3 | 133 Isaak Burum | 12 | Bend | 21-01.00 |
| 4 | 282 Peter Mason | 12 | Central | 21-01.75 |
| 5 | 1818 Maxwell Shannon | 11 | Sandy | 21-02.00 |
| 6 | 1810 Glynne McGaughey | 10 | Sandy | 21-03.75 |
| 7 | 540 Jacob Deming | 12 | Dallas | 21-03.75 |
| 8 | 329 Elijah Fields | 10 | Churchill | 21-07.50 |
| 9 | 1215 Pierce LaCoste | 11 | Marist | 21-08.00 |
| 10 | 603 Anthony Gray | 12 | Eagle Point | 21-10.00 |
| 11 | 332 Samuel Jackson | 12 | Churchill | 23-04.00 |
| 12 | 2154 Ryan Tennant | 11 | Summit | 23-04.50 |

Event 170 Boys Long Jump 6A (16)

| NFHS: 26-04.75 1989 James Stallworth | | | | |
|--------------------------------------|----------------------|----|---------------|-----------|
| State Meet: 24-05 2001 Jordan Kent | | | | |
| 2016 Champ: 24-03 Harrison Schrage | | | | |
| Pos | Name | Yr | School | Seed Mark |
| Flight 1 of 2 Finals | | | | |
| 1 | 2000 Elijah Pokovich | 10 | South Salem | 20-07.75 |
| 2 | 292 Parker Mann | 12 | Central Cath | 21-04.00 |
| 3 | 770 Jaren Emptage | 10 | Grants Pass | 21-04.50 |
| 4 | 1903 Jacob Williams | 12 | Sheldon (Or) | 21-04.75 |
| 5 | 1574 Jake Follett | 10 | Oregon City | 21-07.50 |
| 6 | 1746 Able Taylor | 12 | Reynolds | 21-08.00 |
| 7 | 987 Mack Niedermeyer | 12 | Jesuit | 21-09.75 |
| 8 | 780 Tayler Phillips | 11 | Grants Pass | 21-10.50 |
| Flight 2 of 2 Finals | | | | |
| 1 | 2037 Keaton Beckmann | 12 | Sprague | 21-11.00 |
| 2 | 2490 Chris Butcher | 12 | Wilson | 22-00.00 |
| 3 | 1163 Aidan Maloney | 10 | Liberty | 22-01.25 |
| 4 | 1403 Taylor Howard | 12 | Newberg | 22-03.25 |
| 5 | 2303 Ryan Cavinta | 12 | Tualatin | 22-03.50 |
| 6 | 1116 Collin Bracken | 10 | Lake Oswego | 22-05.25 |
| 7 | 370 Sean Neuman | 11 | Cleveland (O) | 22-05.50 |
| 8 | 1486 Kaison Faust | 11 | North Medfor | 22-06.75 |

Event 177 Girls High Jump 4A (15)

| Start 4'10"; 2" increments to 5'2"; 1" increments thereafter | | | | |
|--|-----------------------|----|--------------|-----------|
| NFHS: 6-04 2009 Toni Young | | | | |
| State Meet: 6-00 1974 Joni Huntley | | | | |
| 2016 Champ: 5-08 Darian Hageman | | | | |
| Pos | Name | Yr | School | Seed Mark |
| Flight 1 of 1 Finals | | | | |
| 1 | 1279 Delaney Karrels | 12 | McLoughlin | 4-08.00 |
| 2 | 1479 Emily Scanlan | 10 | North Marion | 4-08.00 |
| 3 | 64 Kaeli Flanagan | 11 | Baker | 4-08.00 |
| 4 | 430 Keara Murphy | 11 | Cottage Grov | 4-10.00 |
| 5 | 1241 Rena Krahn | 12 | Marshfield | 4-10.00 |
| 6 | 1248 Jaycee Smith | 11 | Marshfield | 4-10.00 |
| 7 | 1953 Rylieece Morgan | 9 | Sisters | 4-10.00 |
| 8 | 866 Kaylee Krusemark | 11 | Hidden Valle | 5-00.00 |
| 9 | 1309 Anna Farnar | 11 | Molalla | 5-01.00 |
| 10 | 503 Rylee Troutman | 9 | Crook County | 5-01.00 |
| 11 | 54 Darian Hageman | 11 | Astoria | 5-02.00 |
| 12 | 2363 Kate MacNaughton | 10 | Valley Catho | 5-02.00 |
| 13 | 220 Kalulu Ngaida | 11 | Cascade | 5-02.00 |
| 14 | 1505 Megan Hoback | 12 | North Valley | 5-02.00 |
| 15 | 825 Lyndee McLaughlin | 10 | Henley | 5-03.00 |

Event 178 Girls High Jump 5A (12)

| Start 4'10"; 2" increments to 5'2"; 1" increments thereafter | | | | |
|--|----------------------|----|--------------|-----------|
| NFHS: 6-04 2009 Toni Young | | | | |
| State Meet: 6-01 2013 Rachel Proteau | | | | |
| 2016 Champ: 5-04 Hannah Cochran | | | | |
| Pos | Name | Yr | School | Seed Mark |
| Flight 1 of 1 Finals | | | | |
| 1 | 2501 Ally Finkbeiner | 9 | Wilsonville | 4-10.00 |
| 2 | 887 Savannah Weight | 9 | Hillsboro | 4-10.00 |
| 3 | 464 McKinsey Scharf | 12 | Crater | 4-10.00 |
| 4 | 899 Katie Kennedy | 10 | Hood River V | 5-00.00 |
| 5 | 1934 Savannah Reilly | 10 | Silverton | 5-00.00 |
| 6 | 335 Risa Rettig | 12 | Churchill | 5-00.00 |
| 7 | 2142 Julia Hager | 11 | Summit | 5-00.50 |
| 8 | 1732 Hailie Harkins | 11 | Redmond | 5-00.50 |
| 9 | 279 Sophia Henke | 10 | Central | 5-01.00 |
| 10 | 1349 Jasmine Martin | 9 | Mountain Vie | 5-02.00 |
| 11 | 1620 Kiara Glover | 12 | Pendleton | 5-02.00 |
| 12 | 2157 Camille Weaver | 12 | Summit | 5-04.00 |

**2017 OSAA / U.S. BANK / LES SCHWAB TIRES
TRACK & FIELD STATE CHAMPIONSHIPS
Hayward Field, University of Oregon - 5/18/2017 to 5/20/2017
Meet Program - Friday, May 19 - 4A, 5A, 6A**

Event 185 Girls Pole Vault 6A (16)

Start 10'0"; 6" increments to 11'0"; 3" increments thereafter

NFHS: 14-02.75 2011

Morgan LeLeux

State Meet: 12-08 2014

Laura Taylor

2016 Champ: 12-00

Victoria Edwards

| Pos | Name | Yr | School | Seed | Mark |
|-----|------|----|--------|------|------|
|-----|------|----|--------|------|------|

Flight 1 of 1 Finals

| | | | | | |
|----|------------------------|----|--------------|----------|-------|
| 1 | 695 Mila Lumae | 10 | Forest Grove | 9-04.00 | _____ |
| 2 | 778 Fiona Keller | 12 | Grants Pass | 9-09.00 | _____ |
| 3 | 1175 Maya Fine | 12 | Lincoln | 9-10.00 | _____ |
| 4 | 2425 Alyssa Premo | 11 | West Salem | 10-01.00 | _____ |
| 5 | 1200 Rosie Folger-vent | 10 | Madison | 10-01.00 | _____ |
| 6 | 727 Myah Jensen | 10 | Glencoe | 10-04.00 | _____ |
| 7 | 1581 Kiara Miles | 12 | Oregon City | 10-07.00 | _____ |
| 8 | 2088 Meg Angier | 12 | St Mary's Ac | 10-07.00 | _____ |
| 9 | 728 Gabriella Justen | 10 | Glencoe | 10-07.00 | _____ |
| 10 | 354 Alyssa Kawata | 11 | Clackamas | 10-10.00 | _____ |
| 11 | 1895 Amber Prevedello | 12 | Sheldon (Or) | 11-00.00 | _____ |
| 12 | 1577 Sarah Hippler | 12 | Oregon City | 11-01.00 | _____ |
| 13 | 260 Julia Colling | 12 | Centennial | 11-01.00 | _____ |
| 14 | 2244 Victoria Prouty | 12 | Tigard | 11-01.00 | _____ |
| 15 | 269 Sierra Schultz | 10 | Centennial | 11-04.00 | _____ |
| 16 | 2172 Olivia Neal | 12 | Sunset | 11-09.00 | _____ |

Event 186 Boys Pole Vault 4A (14)

Start 11'0"; 6" increments to 13'6"; 3" increments thereafter

NFHS: 18-02.25 1999

Eric Eshbach

State Meet: 16-07 1997

Matt Petz

2016 Champ: 15-06.25

Hunter Drops

| Pos | Name | Yr | School | Seed | Mark |
|-----|------|----|--------|------|------|
|-----|------|----|--------|------|------|

Flight 1 of 1 Finals

| | | | | | |
|----|-------------------------|----|--------------|----------|-------|
| 1 | 830 Stephen Sinclair | 10 | Henley | 10-06.00 | _____ |
| 2 | 2255 Jake Roesener | 12 | Tillamook | 10-06.00 | _____ |
| 3 | 1429 Ronan Krutzikowsky | 11 | Newport | 11-00.00 | _____ |
| 4 | 1052 Paul Jennings | 11 | Klamath Unio | 11-00.00 | _____ |
| 5 | 1641 Connor Kutzler | 10 | Philomath | 11-06.00 | _____ |
| 6 | 1557 Marcus Delgado | 12 | Ontario | 12-00.00 | _____ |
| 7 | 89 Michael King | 12 | Banks | 12-00.00 | _____ |
| 8 | 1074 Wyatt Perry | 12 | La Grande | 12-00.00 | _____ |
| 9 | 1951 Sam Lewis | 12 | Sisters | 12-08.00 | _____ |
| 10 | 2188 Eric Blanchard | 11 | Sweet Home | 13-00.00 | _____ |
| 11 | 1444 Ben Dailey | 12 | North Bend | 13-06.00 | _____ |
| 12 | 1237 Chase Howerton | 10 | Marshfield | 13-06.00 | _____ |
| 13 | 489 Neil Chaney | 12 | Crook County | 14-00.00 | _____ |
| 14 | 490 Noah Chaney | 10 | Crook County | 14-00.00 | _____ |

Event 188 Boys Pole Vault 6A (17)

Start 13'0"; 6" increments to 14'6"; 3" increments thereafter

NFHS: 18-02.25 1999

Eric Eshbach

State Meet: 17-07 2003

Tommy Skipper

2016 Champ: 14-00

Micah Masei

| Pos | Name | Yr | School | Seed | Mark |
|-----|------|----|--------|------|------|
|-----|------|----|--------|------|------|

Flight 1 of 1 Finals

| | | | | | |
|----|-------------------------|----|---------------|----------|-------|
| 1 | 366 Macgregor Arnold | 10 | Cleveland (O) | 11-06.00 | _____ |
| 2 | 1584 Logan Schnoor | 12 | Oregon City | 12-02.00 | _____ |
| 3 | 783 Zack Williams | 11 | Grants Pass | 12-06.00 | _____ |
| 4 | 2183 Dakota Tomseth | 12 | Sunset | 13-04.00 | _____ |
| 5 | 730 James Plummer | 12 | Glencoe | 13-04.00 | _____ |
| 6 | 693 Joel Fletcher | 12 | Forest Grove | 13-05.00 | _____ |
| 7 | 1187 Lukas Weinbach | 11 | Lincoln | 13-06.00 | _____ |
| 8 | 2416 Micah Masei | 12 | West Salem | 13-08.00 | _____ |
| 9 | 1987 Simon Park | 10 | South Eugene | 13-08.00 | _____ |
| 10 | 1411 Davis Smith | 11 | Newberg | 13-08.00 | _____ |
| 11 | 2245 Aksel Thorsfeldt | 12 | Tigard | 13-08.00 | _____ |
| 12 | 1920 Payton Churilla | 11 | Sherwood | 14-00.00 | _____ |
| 13 | 268 David Sanchez-Perez | 11 | Centennial | 14-00.00 | _____ |
| 14 | 2400 Justin Gould | 11 | West Linn | 14-04.00 | _____ |
| 15 | 2398 River Doherty | 12 | West Linn | 14-04.00 | _____ |
| 16 | 967 Patrick Beckett | 12 | Jesuit | 15-00.00 | _____ |
| 17 | 120 Braden Masanga | 12 | Beaverton | 15-00.00 | _____ |

Event 192 Boys Shot Put 4A (14)

NFHS: 77-00 1979

Michael Carter

State Meet: 64-09 1975

Curt Denney

2016 Champ: 53-05.50

Mont Child

| Pos | Name | Yr | School | Seed | Mark |
|-----|------|----|--------|------|------|
|-----|------|----|--------|------|------|

Flight 1 of 2 Finals

| | | | | | |
|---|----------------------|----|--------------|----------|-------|
| 1 | 1062 Connor Brandt | 12 | La Grande | 42-03.00 | _____ |
| 2 | 425 Hunter Hall | 11 | Cottage Grov | 43-00.25 | _____ |
| 3 | 1281 Landon Warne | 12 | McLoughlin | 43-03.00 | _____ |
| 4 | 869 Riley Ortiz | 9 | Hidden Valle | 46-08.00 | _____ |
| 5 | 723 Briggs Tatom | 12 | Gladstone | 47-00.00 | _____ |
| 6 | 2186 Tristan Needham | 12 | Sutherlin | 47-02.25 | _____ |
| 7 | 222 Cody Teal | 12 | Cascade | 48-08.00 | _____ |

Flight 2 of 2 Finals

| | | | | | |
|---|------------------------|----|--------------|----------|-------|
| 1 | 87 Jacob Cason | 12 | Banks | 48-08.25 | _____ |
| 2 | 1236 Phillip Hernandez | 11 | Marshfield | 48-08.25 | _____ |
| 3 | 50 Tim Barnett | 11 | Astoria | 49-09.50 | _____ |
| 4 | 859 Casey Carter | 12 | Hidden Valle | 50-06.50 | _____ |
| 5 | 1970 Trent Reavis | 11 | Siuslaw | 52-00.50 | _____ |
| 6 | 1416 Will Beaudry | 12 | Newport | 52-06.00 | _____ |
| 7 | 1307 Mont Child | 12 | Molalla | 53-09.50 | _____ |

**2017 OSAA / U.S. BANK / LES SCHWAB TIRES
TRACK & FIELD STATE CHAMPIONSHIPS
Hayward Field, University of Oregon - 5/18/2017 to 5/20/2017
Meet Program - Friday, May 19 - 4A, 5A, 6A**

Event 193 Boys Shot Put 5A (14)

| | | | |
|-------------|----------|------|----------------|
| NFHS: | 77-00 | 1979 | Michael Carter |
| State Meet: | 62-08.75 | 2016 | Zack Short |
| State Meet: | 62-08.75 | | |
| 2016 Champ: | 62-08.75 | | Zack Short |

| Pos | Name | Yr | School | Seed | Mark |
|-----|------|----|--------|------|------|
|-----|------|----|--------|------|------|

Flight 1 of 2 Finals

| | | | | | |
|---|-----------------------|----|--------------|----------|-------|
| 1 | 2227 Aaron Holden | 12 | Thurston | 44-08.00 | _____ |
| 2 | 1942 Ben Willis | 10 | Silverton | 47-06.00 | _____ |
| 3 | 1466 Hank Mailander | 12 | North Eugene | 48-11.50 | _____ |
| 4 | 838 Elias Arenas | 12 | Hermiston | 49-03.50 | _____ |
| 5 | 1801 Travis Brewster | 11 | Sandy | 49-05.50 | _____ |
| 6 | 1809 Jacob Malek | 12 | Sandy | 49-07.00 | _____ |
| 7 | 841 Antonio Fernandez | 11 | Hermiston | 49-10.00 | _____ |

Flight 2 of 2 Finals

| | | | | | |
|---|---------------------|----|--------------|----------|-------|
| 1 | 2498 Draco Bynum | 11 | Wilsonville | 50-03.50 | _____ |
| 2 | 1974 Jose Gomez | 12 | South Albany | 51-00.00 | _____ |
| 3 | 2156 Noah Turnbull | 11 | Summit | 51-09.50 | _____ |
| 4 | 1805 Dayne Gordien | 11 | Sandy | 51-09.50 | _____ |
| 5 | 1619 Spencer Tatafu | 11 | Parkrose | 54-06.75 | _____ |
| 6 | 1292 Noah Ramirez | 11 | Milwaukie | 56-00.00 | _____ |
| 7 | 1756 Brent Yeakey | 12 | Ridgeview | 63-00.50 | _____ |

Event 194 Boys Shot Put 6A (16)

| | | | |
|-------------|----------|------|----------------|
| NFHS: | 77-00 | 1979 | Michael Carter |
| State Meet: | 66-01.25 | 2009 | Ryan Crouser |
| State Meet: | 66-01.25 | | |
| 2016 Champ: | 57-00.25 | | Kyle Morris |

| Pos | Name | Yr | School | Seed | Mark |
|-----|------|----|--------|------|------|
|-----|------|----|--------|------|------|

Flight 1 of 2 Finals

| | | | | | |
|---|-------------------------|----|------------|----------|-------|
| 1 | 1919 Carsen Christensen | 11 | Sherwood | 47-02.00 | _____ |
| 2 | 317 Derek Jackson | 12 | Century | 47-05.50 | _____ |
| 3 | 1780 Carson Ellis | 10 | Roseburg | 47-11.25 | _____ |
| 4 | 1924 Brady Pierce | 12 | Sherwood | 48-05.50 | _____ |
| 5 | 1201 Abdi Hassan | 12 | Madison | 48-08.50 | _____ |
| 6 | 1778 Gene Taka | 12 | Roosevelt | 49-01.00 | _____ |
| 7 | 259 Henry Button | 12 | Centennial | 49-02.00 | _____ |
| 8 | 2049 Dylan Smith | 12 | Sprague | 49-04.50 | _____ |

Flight 2 of 2 Finals

| | | | | | |
|---|----------------------|----|---------------|----------|-------|
| 1 | 1488 Tre Holmes | 12 | North Medford | 49-06.00 | _____ |
| 2 | 2464 Justin Babcock | 11 | Westview | 50-06.50 | _____ |
| 3 | 974 Matthew Eichten | 11 | Jesuit | 51-00.00 | _____ |
| 4 | 2042 Austin Kleinman | 12 | Sprague | 51-05.50 | _____ |
| 5 | 2161 Karsten Collins | 12 | Sunset | 52-01.50 | _____ |
| 6 | 1579 Lane Marshall | 10 | Oregon City | 52-06.50 | _____ |
| 7 | 1901 Ryan Walk | 12 | Sheldon (Or) | 53-07.25 | _____ |
| 8 | 1782 Tyler Sconce | 11 | Roseburg | 53-08.75 | _____ |

Event 198 Boys Discus Throw 4A (14)

| | | | |
|-------------|--------|------|-----------------|
| NFHS: | 236-06 | 2009 | Mason Finley |
| State Meet: | 194-00 | 1975 | Tom Schillinger |
| State Meet: | 194-00 | | |
| 2016 Champ: | 161-03 | | Will Beaudry |

| Pos | Name | Yr | School | Seed | Mark |
|-----|------|----|--------|------|------|
|-----|------|----|--------|------|------|

Flight 1 of 2 Finals

| | | | | | |
|---|-----------------------|----|--------------|-----------|-------|
| 1 | 1078 Jordan Teeter | 11 | La Grande | 119-02.50 | _____ |
| 2 | 1258 Matthew Yuchniuk | 12 | Mazama | 125-09 | _____ |
| 3 | 1026 Finn Mitchell | 9 | Junction Cit | 128-06 | _____ |
| 4 | 2186 Tristan Needham | 12 | Sutherlin | 129-09 | _____ |
| 5 | 93 Jacob Slifka | 9 | Banks | 130-11 | _____ |
| 6 | 1448 Ty Hampton | 10 | North Bend | 133-03 | _____ |
| 7 | 1315 Berkely Olsen | 12 | Molalla | 134-03 | _____ |

Flight 2 of 2 Finals

| | | | | | |
|---|----------------------|----|--------------|--------|-------|
| 1 | 1051 Darius Holmes | 9 | Klamath Unio | 139-02 | _____ |
| 2 | 217 Dominic Federico | 12 | Cascade | 140-04 | _____ |
| 3 | 1281 Landon Warne | 12 | McLoughlin | 147-08 | _____ |
| 4 | 1307 Mont Child | 12 | Molalla | 147-08 | _____ |
| 5 | 1970 Trent Reavis | 11 | Siuslaw | 150-11 | _____ |
| 6 | 50 Tim Barnett | 11 | Astoria | 152-08 | _____ |
| 7 | 1416 Will Beaudry | 12 | Newport | 155-00 | _____ |

Event 199 Boys Discus Throw 5A (12)

| | | | |
|-------------|--------|------|-------------------|
| NFHS: | 236-06 | 2009 | Mason Finley |
| State Meet: | 199-10 | 2016 | Sebastian Barajas |
| State Meet: | 199-10 | | |
| 2016 Champ: | 200-00 | | Sebastian Barajas |

| Pos | Name | Yr | School | Seed | Mark |
|-----|------|----|--------|------|------|
|-----|------|----|--------|------|------|

Flight 1 of 1 Finals

| | | | | | |
|----|-----------------------|----|--------------|-----------|-------|
| 1 | 456 Cody Fisher | 10 | Crater | 131-05.50 | _____ |
| 2 | 1974 Jose Gomez | 12 | South Albany | 136-06 | _____ |
| 3 | 1925 Shon Ackermann | 12 | Silverton | 136-08 | _____ |
| 4 | 841 Antonio Fernandez | 11 | Hermiston | 140-06 | _____ |
| 5 | 457 Javon Gill | 12 | Crater | 141-02 | _____ |
| 6 | 838 Elias Arenas | 12 | Hermiston | 145-04.50 | _____ |
| 7 | 1292 Noah Ramirez | 11 | Milwaukie | 151-00 | _____ |
| 8 | 1805 Dayne Gordien | 11 | Sandy | 152-08 | _____ |
| 9 | 1731 Tanner Gilchrist | 12 | Redmond | 154-07 | _____ |
| 10 | 2156 Noah Turnbull | 11 | Summit | 156-04 | _____ |
| 11 | 1619 Spencer Tatafu | 11 | Parkrose | 161-11.50 | _____ |
| 12 | 1756 Brent Yeakey | 12 | Ridgeview | 190-08 | _____ |

**2017 OSAA / U.S. BANK / LES SCHWAB TIRES
TRACK & FIELD STATE CHAMPIONSHIPS
Hayward Field, University of Oregon - 5/18/2017 to 5/20/2017
Meet Program - Friday, May 19 - 4A, 5A, 6A**

Event 200 Boys Discus Throw 6A (16)

| NFHS: 236-06 2009 Mason Finley | | | | |
|--------------------------------------|-------------------------|----|--------------|-----------|
| State Meet: 197-11 1985 Brent Patera | | | | |
| 2016 Champ: 167-00 Calvin Claassen | | | | |
| Pos | Name | Yr | School | Seed Mark |
| Flight 1 of 2 Finals | | | | |
| 1 | 746 Cameron Fugate | 11 | Grant | 126-05 |
| 2 | 1171 Sawyer Christopher | 11 | Lincoln | 131-07 |
| 3 | 350 Simon Grishkevich | 12 | Clackamas | 140-06 |
| 4 | 1128 TJ Jakmauh | 9 | Lakeridge | 142-08 |
| 5 | 2162 Owen Collins | 12 | Sunset | 143-04 |
| 6 | 2306 Nano Kis | 10 | Tualatin | 143-04 |
| 7 | 2045 Kyle Rosenau | 12 | Sprague | 145-03 |
| 8 | 1991 Cole Boster | 10 | South Medfor | 146-01 |
| Flight 2 of 2 Finals | | | | |
| 1 | 1579 Lane Marshall | 10 | Oregon City | 148-00 |
| 2 | 974 Matthew Eichten | 11 | Jesuit | 148-02 |
| 3 | 2464 Justin Babcock | 11 | Westview | 149-07 |
| 4 | 1901 Ryan Walk | 12 | Sheldon (Or) | 151-07 |
| 5 | 2161 Karsten Collins | 12 | Sunset | 158-04 |
| 6 | 1782 Tyler Sconce | 11 | Roseburg | 158-11 |
| 7 | 2042 Austin Kleinman | 12 | Sprague | 164-05 |
| 8 | 768 Calvin Claassen | 12 | Grants Pass | 166-00 |

Event 201 Girls Javelin Throw 4A (14)

| NFHS: 185-08 2015 Madison Wiltrout | | | | |
|-------------------------------------|--------------------------|----|--------------|-----------|
| State Meet: 155-08 2002 Sam Young | | | | |
| 2016 Champ: 134-11 McKenzie Allison | | | | |
| Pos | Name | Yr | School | Seed Mark |
| Flight 1 of 2 Finals | | | | |
| 1 | 1055 Mikayla Najar | 11 | Klamath Unio | 103-00 |
| 2 | 1071 Kassidy Kightlinger | 12 | La Grande | 104-06 |
| 3 | 594 Darian Mitchell | 12 | Douglas | 105-11 |
| 4 | 2364 Noelle Mannen | 11 | Valley Catho | 106-03 |
| 5 | 1512 Kaylee Touey | 9 | North Valley | 107-08 |
| 6 | 85 Grace Buchanan | 12 | Banks | 109-07 |
| 7 | 1223 Emily Anderson | 12 | Marshfield | 109-11 |
| Flight 2 of 2 Finals | | | | |
| 1 | 1952 Julianne Meeter | 12 | Sisters | 115-02 |
| 2 | 637 Emillia Carpenter | 11 | Elmira | 115-07 |
| 3 | 1427 Halle Hargett | 10 | Newport | 115-11 |
| 4 | 503 Rylee Troutman | 9 | Crook County | 117-02 |
| 5 | 1278 Bianca Garcia | 10 | McLoughlin | 120-09 |
| 6 | 1438 Tehya Woodruff | 12 | Newport | 123-03.50 |
| 7 | 402 Rhiley Fritz | 12 | Corbett | 150-04 |

Event 202 Girls Javelin Throw 5A (12)

| NFHS: 185-08 2015 Madison Wiltrout | | | | |
|---|------------------------|----|-------------|-----------|
| State Meet: 155-11 2008 Michelle Coombs | | | | |
| 2016 Champ: 134-08 Madeline Thompson | | | | |
| Pos | Name | Yr | School | Seed Mark |
| Flight 1 of 1 Finals | | | | |
| 1 | 846 Madelyn Juul | 11 | Hermiston | 111-00 |
| 2 | 1291 MaKenna Presley | 10 | Milwaukie | 115-00 |
| 3 | 2152 Haley Smith | 11 | Summit | 117-02 |
| 4 | 1931 Kayce McLaughlin | 12 | Silverton | 117-06 |
| 5 | 142 Ali Laborin | 12 | Bend | 119-11 |
| 6 | 417 Jade Taylor | 12 | Corvallis | 120-03 |
| 7 | 1154 Katelyn Frederic | 12 | Lebanon | 120-06.50 |
| 8 | 2051 Kate Bakken | 10 | Springfield | 122-03 |
| 9 | 837 Makayla Akers | 12 | Hermiston | 123-09 |
| 10 | 1823 Madeline Thompson | 12 | Sandy | 124-05 |
| 11 | 43 Myla Norvell | 12 | Ashland | 126-06 |
| 12 | 2135 Megan Cornett | 12 | Summit | 137-08 |

Event 203 Girls Javelin Throw 6A (16)

| NFHS: 185-08 2015 Madison Wiltrout | | | | |
|--|-------------------------|----|--------------|-----------|
| State Meet: 172-08 2005 Rachel Yerkovich | | | | |
| 2016 Champ: 159-11 Payge Cuthbertson | | | | |
| Pos | Name | Yr | School | Seed Mark |
| Flight 1 of 2 Finals | | | | |
| 1 | 95 Josie Carlson | 10 | Barlow | 106-07 |
| 2 | 300 Kiora Ridgeway | 11 | Central Cath | 108-07 |
| 3 | 976 Crystal Franklin | 12 | Jesuit | 118-00 |
| 4 | 729 Sydney Larrison | 10 | Glencoe | 119-11 |
| 5 | 1178 Colette Jesson | 12 | Lincoln | 120-02 |
| 6 | 1489 Kamaile Kaeo | 10 | North Medfor | 123-05 |
| 7 | 1165 Charlotte Anderson | 10 | Lincoln | 124-04 |
| 8 | 1410 Noelle Sawyer | 11 | Newberg | 125-08 |
| Flight 2 of 2 Finals | | | | |
| 1 | 991 Sara Sanders | 10 | Jesuit | 128-03 |
| 2 | 1998 Kaia Alexander | 10 | South Salem | 128-07 |
| 3 | 121 Sydney Namdar | 11 | Beaverton | 129-04 |
| 4 | 1490 Anna Lorenz | 12 | North Medfor | 131-02 |
| 5 | 2185 Kate Wilson | 11 | Sunset | 132-00 |
| 6 | 1409 Natalie Peterson | 12 | Newberg | 132-04 |
| 7 | 1921 Calahan Crawford | 12 | Sherwood | 134-09 |
| 8 | 2417 Keira McCarrell | 12 | West Salem | 144-05 |


**OSAA REGULAR DISTRICTS
2016-2017
(includes Adjusted 2015-16 ADM)**

| 6A (51) 1258+ | 5A (33) 1257-676 | 4A (40) 675-331 |
|---|---|--|
| 6A-1 - PIL (9) | 5A-1 - Northwest Oregon Conference (8) | 4A-1 - Cowapa League (6) |
| *Benson Techmen 750 | Hillsboro Spartans 1195 | Astoria Fishermen 511 |
| Cleveland Warriors 1478 | La Salle Prep Falcons 679 | Banks Braves 358 |
| Franklin Quakers 1346 | Milwaukie / Arts Academy Mustangs 1152 | Scappoose Indians 721 |
| Grant Generals 1376 | Parkrose Broncos 774 | Seaside Seagulls 375 |
| *Jefferson Democrats 417 | Putnam Kingsmen 1034 | Tillamook Cheesemakers 533 |
| Lincoln Cardinals 1605 | Sandy Pioneers 1215 | Valley Catholic Valiants 384 |
| *Madison Senators 909 | St. Helens Lions 842 | |
| *Roosevelt Roughriders 742 | Wilsonville Wildcats 1077 | 4A-2 - Tri-Valley Conference (6) |
| *Wilson Trojans 1225 | | Corbett Cardinals 379 |
| 6A-2 - Metro League (9) | 5A-2 - Mid-Willamette Conference (8) | Crook County Cowboys 703 |
| Aloha Warriors 1794 | Central Panthers 859 | Estacada Rangers 474 |
| Beaverton Beavers 1654 | Corvallis Spartans 1117 | Gladstone Gladiators 631 |
| Century Jaguars 1437 | Crescent Valley Raiders 937 | Madras White Buffaloes 641 |
| Glencoe Crimston Tide 1471 | Dallas Dragons 918 | Molalla Indians 662 |
| Jesuit Crusaders 1294 | Lebanon Warriors 1052 | |
| Liberty Falcons 1372 | Silverton Foxes 1149 | 4A-3 - Far West League (6) |
| Southridge Skyhawks 1614 | South Albany Rebels 1158 | Brookings-Harbor Bruins 449 |
| Sunset Apollos 2123 | Woodburn Bulldogs 1256 | Douglas Trojans 352 |
| Westview Wildcats 2508 | | Marshfield Pirates 682 |
| 6A-3 - Mt. Hood Conference (8) | 5A-3 - Midwestern League (8) | North Bend Bulldogs 491 |
| Barlow Bruins 1528 | Ashland Grizzlies 940 | Siuslaw Vikings 347 |
| Centennial Eagles 1477 | Churchill Lancers 1022 | South Umpqua Lancers 336 |
| *Central Catholic Rams 891 | Crater Comets 1158 | |
| Clackamas Cavaliers 2297 | Eagle Point Eagles 911 | 4A-4 - Oregon West Conference (6) |
| David Douglas Scots 2499 | *Marist Catholic Spartans 563 | Cascade Cougars 683 |
| Gresham Gophers 1369 | North Eugene Highlanders 771 | Newport Cubs 550 |
| Oregon City Pioneers 1940 | Springfield Millers 1078 | North Marion Huskies 530 |
| Reynolds Raiders 2142 | Thurston Colts 1174 | Philomath Warriors 444 |
| | | Stayton Eagles 608 |
| 6A-4 - Three Rivers League (9) | 5A-4 - Intermountain Conference (5) | Yamhill-Carlton Tigers 311 |
| Canby Cougars 1316 | **Bend Lava Bears 1468 | |
| Lake Oswego Lakers 1307 | Mountain View Cougars 1225 | 4A-5 - Sky-Em League (6) |
| *Lakeridge Pacers 1126 | Redmond Panthers 808 | Cottage Grove Lions 648 |
| Newberg Tigers 1414 | Ridgeview Ravens 854 | Elmira Falcons 345 |
| Sherwood Bowmen 1569 | **Summit Storm 1391 | Junction City Tigers 492 |
| St. Mary's Academy Blues 1435 | | Sisters Outlaws 404 |
| Tigard Tigers 1771 | 5A-5 - Columbia River Conference (4) | Sutherlin Bulldogs 357 |
| Tualatin Timberwolves 1770 | Hermiston Bulldogs 1240 | Sweet Home Huskies 639 |
| West Linn Lions 1707 | Hood River Valley Eagles 1171 | |
| | Pendleton Buckaroos 779 | 4A-6 - Skyline Conference (6) |
| 6A-5 - Greater Valley Conference (9) | The Dalles Riverhawks 706 | Henley Hornets 581 |
| Forest Grove Vikings 1654 | | Hidden Valley Mustangs 535 |
| McKay Scots 1768 | | Klamath Union Pelicans 640 |
| McMinnville Grizzlies 1793 | | Mazama Vikings 572 |
| McNary Celtics 1681 | | North Valley Knights 462 |
| North Salem Vikings 1404 | | Phoenix Pirates 621 |
| South Salem Saxons 1578 | | |
| Sprague Olympians 1490 | | 4A-7 - Greater Oregon League (4) |
| West Albany Bulldogs 1264 | | Baker Bulldogs 434 |
| West Salem Titans 1559 | | La Grande Tigers 539 |
| | | McLoughlin Pioneers 400 |
| 6A-6 - Southwest Conference (7) | | Ontario Tigers 541 |
| Grants Pass Cavemen 1526 | | |
| North Medford Black Tornado 1477 | | |
| Roseburg Indians 1394 | | |
| Sheldon Irish 1359 | | |
| South Eugene Axemen 1345 | | |
| South Medford Panthers 1545 | | |
| Willamette Wolverines 1198 | | |

* school choosing to play above assigned classification

** school moved due to geographical exception

*** school moved due to Petition to Play Down 10/6/2016



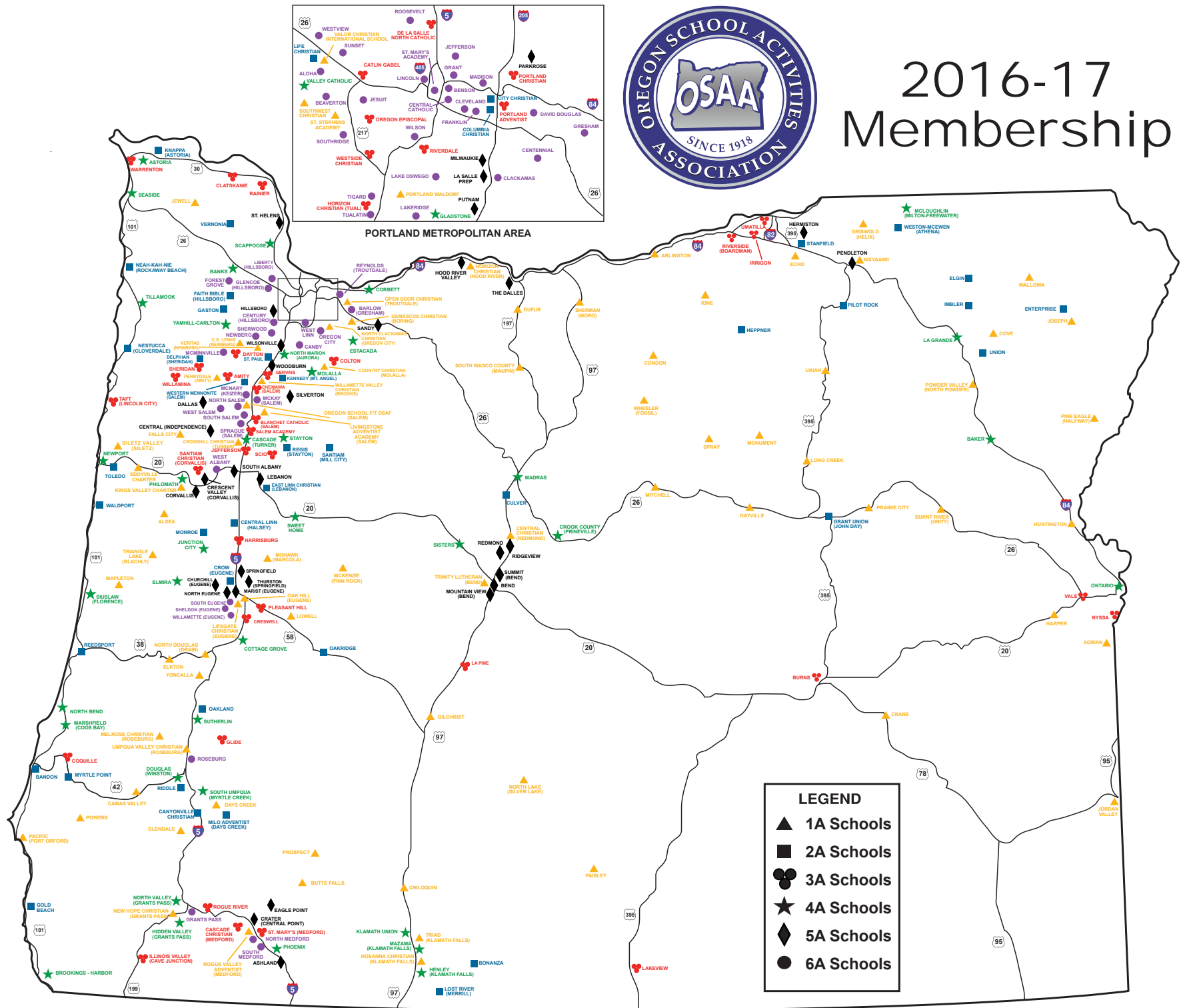
The OSAA Foundation Congratulates all OSAA Participants



To help ensure the Future of these Student Athletes and their Activities,
contact the OSAA Foundation to see how you can help today. www.osaafoundation.org



2016-17 Membership





**Look
no further.**

With several personal checking accounts¹ and packages to choose from, we have an option you will benefit from... you can bank on that.

All U.S. Bank Personal checking¹ accounts include:

- Free credit score access² with Online Banking
- Mobile Banking³
- Bill Pay
- Access to more than 5,000 U.S. Bank ATMs
- Email and text alerts⁴
- U.S. Bank Visa[®] Debit Card

Stop in, visit us online or call to find the checking account that is right for you.

usbank.com/checking



**OSAA REGULAR DISTRICTS
2016-2017
(includes Adjusted 2015-16 ADM)**

| 3A 330-191 | (41) | 2A 190-90 | (42) | 1A 89- | (78) | 1A (cont.) 89- | |
|--|-------------|---|-------------|--------------------------------------|-------------|---------------------------------------|-------------|
| 3A-1 - Lewis & Clark League | (9) | 2A-1 - Northwest League | (10) | 1A-1 - The Valley 10 League | (8) | 1A-5 - Mountain Valley League | (11) |
| Catlin Gabel Eagles | 308 | City Christian Lions | 148 | Country Christian Cougars | 52 | Butte Falls Loggers | 47 |
| Clatskanie Tigers | 216 | Columbia Christian Knights | 115 | Damascus Christian Eagles | 60 | Central Christian Tigers | 58 |
| De La Salle North Catholic Knights | 308 | Delphian School Dragons | 162 | North Clackamas Christian Saints | 64 | Chiloquin Panthers | 76 |
| Oregon Episcopal Aardvarks | 313 | Faith Bible Falcons | 113 | Open Door Christian Huskies | 48 | Gilchrist Grizzlies | 56 |
| Portland Adventist Cougars | 284 | Gaston Greyhounds | 177 | Portland Waldorf Wolfpack | 67 | Hosanna Christian Lions | 68 |
| Portland Christian Royals | 175 | Knappa Loggers | 121 | Southwest Christian Wildcats | 57 | North Lake Cowboys | 65 |
| Rainier Columbians | 285 | Life Christian Lions | 113 | St. Stephens Academy | 41 | Paisley Broncos | 36 |
| Riverdale Mavericks | 241 | Neah-Kah-Nie Pirates | 201 | Valor Christian Knights | 24 | Prospect Cougars | 61 |
| Warrenton Warriors | 228 | Nestucca Bobcats | 130 | | | Rogue Valley Adventist Red Tail Hawks | 33 |
| | | Vernonia Loggers | 156 | 1A-2 - Casco League | (10) | Triad Timber Wolves | 50 |
| 3A-2 - West Valley League | (8) | 2A-2 - Tri-River Conference | (7) | C.S. Lewis Watchmen | 49 | Trinity Lutheran Saints | 54 |
| Amity Warriors | 260 | Central Linn Cobras | 169 | Crosshill Christian Eagles | 75 | | |
| Dayton Pirates | 279 | East Linn Christian Eagles | 142 | Falls City Mountaineers | 52 | 1A-6 - Big Sky League | (10) |
| *Horizon Christian Hawks (TUAL) | 151 | Kennedy Trojans | 152 | Jewell Bluejays | 39 | Arlington Honkers | 44 |
| Santiam Christian Eagles | 230 | Regis Rams | 142 | Kings Valley Charter Eagles | 44 | Condon Blue Devils | 35 |
| Sheridan Spartans | 211 | Santiam Wolverines | 137 | Livingstone Adventist Academy Lions | 63 | Dufur Rangers | 80 |
| ***Taft Tigers | 359 | St. Paul Buckaroos | 90 | Oregon School f/t Deaf Panthers | 49 | Horizon Christian Hawks (HR) | 68 |
| Westside Christian Eagles | 220 | Western Mennonite Pioneers | 150 | Perrydale Pirates | 87 | Ione Cardinals | 68 |
| Willamina Bulldogs | 232 | | | Veritas School Vanguard | 52 | Mitchell Loggers | 27 |
| | | | | Willamette Valley Christian Warriors | 52 | Sherman Huskies | 67 |
| 3A-3 - PacWest Conference | (7) | 2A-3 - Mountain View Conference | (9) | 1A-3 - Mountain West League | (9) | South Wasco County Redsidies | 67 |
| Blanchet Catholic Cavaliers | 225 | Bonanza Antlers | 122 | Alea Wolverines | 46 | Spray Eagles | 17 |
| Chemawa Braves | 236 | Canyonville Christian Pilots | 134 | Eddyville Charter Eagles | 48 | Wheeler Falcons | 24 |
| Colton Vikings | 201 | Crow Cougars | 93 | Lowell Devils | 87 | | |
| Gervais Cougars | 281 | Lost River Raiders | 126 | Mapleton Sailors | 42 | 1A-7 - Old Oregon League | (8) |
| Jefferson Lions | 259 | Milo Adventist Mustangs | 94 | McKenzie Eagles | 51 | Cove Leopards | 73 |
| Salem Academy Crusaders | 235 | Oakland Oakers | 173 | Mohawk Indians | 58 | Echo Cougars | 82 |
| Scio Loggers | 257 | Oakridge Warriors | 120 | Oak Hill School Falcons | 44 | Griswold Grizzlies | 58 |
| | | Riddle Irish | 95 | Siletz Valley Warriors | 61 | Joseph Eagles | 59 |
| 3A-4 - Mountain Valley Conference | (6) | 2A-4 - Sunset Conference | (6) | Triangle Lake Lakers | 65 | Nixyaawii Eagles | 41 |
| Coquille Red Devils | 216 | Bandon Tigers | 199 | | | Pine Eagle Spartans | 46 |
| Creswell Bulldogs | 342 | Gold Beach Panthers | 143 | 1A-4 - Skyline League | (11) | Powder Valley Badgers | 69 |
| Glide Wildcats | 181 | Myrtle Point Bobcats | 164 | Camas Valley Hornets | 63 | Wallowa Cougars | 58 |
| Harrisburg Eagles | 272 | Reedsport Braves | 165 | Days Creek Wolves | 72 | | |
| ***La Pine Hawks | 324 | Toledo Boomers | 148 | Elkton Elks | 79 | 1A-8 - High Desert League | (11) |
| Pleasant Hill Billies | 294 | Waldport Irish | 146 | Glendale Pirates | 69 | Adrian Antelopes | 67 |
| | | | | Melrose Christian | 12 | Burnt River Bulls | 25 |
| 3A-5 - Eastern Oregon League | (6) | 2A-5 - Columbia Basin Conference | (5) | New Hope Christian Warriors | 78 | Crane Mustangs | 49 |
| Burns Hillanders | 222 | Culver Bulldogs | 181 | North Douglas Warriors | 78 | Dayville Tigers | 20 |
| Irrigon Knights | 209 | Heppler Mustangs | 97 | Pacific Pirates | 58 | Harper Hornets | 34 |
| Nyssa Bulldogs | 277 | Pilot Rock Rockets | 98 | Powers Cruisers | 34 | Huntington Locomotives | 18 |
| Riverside Pirates | 211 | Stanfield Tigers | 119 | Umpqua Valley Christian Monarchs | 45 | Jordan Valley Mustangs | 22 |
| Umatilla Vikings | 318 | Weston-McEwen Tiger Scots | 175 | Yoncalla Eagles | 73 | Long Creek Mountaineers | 14 |
| Vale Vikings | 225 | | | | | Monument Tigers | 19 |
| | | | | | | Prairie City Panthers | 36 |
| 3A-6 - Southern Cascade League | (5) | 2A-6 - Wapiti League | (5) | | | Ukiah Cougars | 28 |
| Cascade Christian Challengers | 249 | Elgin Huskies | 87 | | | | |
| Illinois Valley Cougars | 261 | Enterprise Outlaws | 115 | | | | |
| Lakeview Honkers | 224 | Grant Union Prospectors | 148 | | | | |
| Rogue River Chieftains | 208 | Imbler Panthers | 97 | | | | |
| St. Mary's Crusaders | 320 | Union Bobcats | 107 | | | | |
| | | | | | | | |
| Full Member Charter Schools | | Full Member School with No Assigned District | | | | | |
| Sheridan Japanese Charter School | 28 | Logos School | 31 | | | | |

* school choosing to play above assigned classification

** school moved due to geographical exception

*** school moved due to Petition to Play Down 10/6/2016

**2017 OSAA / U.S. BANK / LES SCHWAB TIRES
TRACK & FIELD STATE CHAMPIONSHIPS
Hayward Field, University of Oregon - 5/18/2017 to 5/20/2017
Meet Program - Saturday, May 20 - 4A, 5A, 6A**

Event 111 Girls 4x100 Meter Relay 4A (14)

NFHS: 44.50 2004 Long Beach Poly HS
State Meet: 48.59 1985 Siuslaw
K. Lang, T. Courtney, T. Gortler, K. Elkins
2016 Champ: 50.12 Astoria
G. Cummings, V. Kee, K. Mitchell, N. Cummings

| Lane | Team | Relay | Seed Time |
|------|------|-------|-----------|
|------|------|-------|-----------|

Section 1 of 2 Finals

| | | | |
|---|-----------------------------|---------------------------|-------|
| 2 | Cascade | | 52.86 |
| | 1) 224 Kaelyn Worst 11 | 2) 214 Renae Beckmann 11 | |
| | 3) 215 Nyah Collins 10 | 4) 218 Elisa Kanoff 12 | |
| | 5) 223 Amanda Wiebenga 12 | 6) 216 Faith Craig 11 | |
| 3 | La Grande | | 52.57 |
| | 1) 1084 Karsen Williams 9 | 2) 1073 Irelyn Miles 11 | |
| | 3) 1086 Lauren Woodworth 12 | 4) 1064 Katie Carter 12 | |
| | 5) 1068 Lara Insko 9 | 6) 1085 Kenzie Williams 9 | |
| 4 | North Bend | | 52.07 |
| | 1) 1439 Zoey Acker 9 | 2) 1456 Cassidy Webber 10 | |
| | 3) 1451 Makoa Matthews 9 | 4) 1449 Chelsea Howard 9 | |
| | 5) 1454 Annika Strasman 9 | 6) 1455 Ashleigh Timm 9 | |
| 5 | Gladstone | | 52.22 |
| | 1) 711 Aaliyah Asad 9 | 2) 722 Kiza Storer 9 | |
| | 3) 717 Tiana Greene 11 | 4) 725 Chloe Villanueva 9 | |
| | 5) 713 Grace Campbell 11 | 6) 714 Cameron Cronin 11 | |
| 6 | Junction Cit | | 52.65 |
| | 1) 1028 Alexa Norris 11 | 2) 1021 Shelby Hansen 10 | |
| | 3) 1018 Alli Bedacht 9 | 4) 1022 Taylor Jobe 10 | |
| | 5) 1019 Hannah Chappell 12 | 6) 1033 Gracie Williams 9 | |
| 7 | Marshfield | | 53.61 |
| | 1) 1225 Makenna Anderson 9 | 2) 1231 Kaylee Delzotti 9 | |
| | 3) 1233 Tess Garrett 10 | 4) 1244 Ravyn Miranda 10 | |
| | 5) 1230 Payton Davison 10 | 6) 1226 Maddie Arzie 10 | |

Section 2 of 2 Finals

| | | | |
|---|---------------------------------|-------------------------------|-------|
| 1 | Ontario | | 51.30 |
| | 1) 1570 Abbey Wood 11 | 2) 1569 Jazmine Ware 10 | |
| | 3) 1558 Sophie Draper 9 | 4) 1556 Logan Davila 12 | |
| | 5) 1565 Taylee Larson 11 | 6) 1561 Easton Hartley 10 | |
| 2 | Sisters | | 50.82 |
| | 1) 1953 Rylireece Morgan 9 | 2) 1945 Mandi Calavan 11 | |
| | 3) 1955 Sabrina Reifschneider 1 | 4) 1956 Erynn Ricker 11 | |
| | 5) 1958 Brooke Robillard 10 | 6) 1959 Hallie Schwartz 9 | |
| 3 | Molalla | | 50.62 |
| | 1) 1310 Hannah Henderson 9 | 2) 1302 Emma Andrews 10 | |
| | 3) 1308 Desirae DesRosiers 12 | 4) 1309 Anna Farner 11 | |
| | 5) 1303 Lexy Beyer | 6) 1301 Hannah Allegretto-Wol | |
| 4 | Hidden Valle | | 49.93 |
| | 1) 866 Kaylee Krusemark 11 | 2) 865 Nyah Kendall 10 | |
| | 3) 863 Jenelle Hurley 10 | 4) 867 Mackenzie McLaughlin | |
| | 5) 868 Halle O'Brien 9 | 6) 871 Clara Scott 10 | |
| 5 | Phoenix | | 50.27 |
| | 1) 1647 Margarita Maggie Carr | 2) 1655 Sofia Tringolo 10 | |
| | 3) 1652 Anna Nash 10 | 4) 1654 Emonie Snowton 11 | |
| | 5) 1646 Sienna Bauer 9 | 6) 1650 Danielle Jantzer 12 | |
| 6 | Philomath | | 50.82 |
| | 1) 1629 Hannah Bovbjerg 9 | 2) 1644 Jessica Saathoff 12 | |
| | 3) 1628 Lily Bogard 11 | 4) 1643 Maggie Ross 9 | |
| | 5) 1642 Emma Pankalla 9 | 6) 1638 Halle Hewitt 9 | |
| 7 | Astoria | | 51.08 |
| | 1) 52 Gracie Cummings 10 | 2) 55 Andrea Harris 10 | |
| | 3) 61 Nara Van De Grift 10 | 4) 53 Natalie Cummings 12 | |
| | 5) 58 Hannah McCarley 11 | 6) 49 Elizabeth Barnett 9 | |
| 8 | Valley Catho | | 51.81 |
| | 1) 2357 Elizabeth Gibson 12 | 2) 2363 Kate MacNaughton 10 | |
| | 3) 2356 Tara Fuiten 11 | 4) 2353 Julia Clark 12 | |
| | 5) 2355 Petra Flemmer 12 | 6) 2365 Mary Oehler 12 | |

**2017 OSAA / U.S. BANK / LES SCHWAB TIRES
TRACK & FIELD STATE CHAMPIONSHIPS
Hayward Field, University of Oregon - 5/18/2017 to 5/20/2017
Meet Program - Saturday, May 20 - 4A, 5A, 6A**

Event 112 Girls 4x100 Meter Relay 5A (12)

NFHS: 44.50 2004 Long Beach Poly HS
State Meet: 47.99 2015 Hillsboro
A Dean, K Thomas, K Taube, M Ellsworth
2016 Champ: 48.35 Bend

C. Wagner, K. Nelson, S. Cunningham, M. Hopwood

Lane Team Relay Seed Time

Section 1 of 2 Finals

| | | | | |
|---|-------------------------------|------------------------------|-------|-------|
| 3 | Crescent Val | | 51.45 | _____ |
| | 1) 471 Natalia Corbitt 12 | 2) 473 Emma Hanson 10 | | |
| | 3) 480 Emma Smith 11 | 4) 481 Vanessa Taylor 11 | | |
| | 5) 479 Isabella Schrader 11 | 6) 472 Jordyn Edwards 11 | | |
| 4 | Sandy | | 51.03 | _____ |
| | 1) 1811 Jordan McLeod 10 | 2) 1823 Madeline Thompson 12 | | |
| | 3) 1814 Natalie Paul 11 | 4) 1817 Marley Salveter 10 | | |
| | 5) 1822 Abigail Thompson 12 | 6) 1802 Adilynn Brotnov 9 | | |
| 5 | Ridgeview | | 51.37 | _____ |
| | 1) 1755 Maddison Stadler 10 | 2) 1752 Taitem Jensen 9 | | |
| | 3) 1750 Saylor Goodwin 11 | 4) 1748 Gabi Crouch 11 | | |
| | 5) 1754 Mackenzier Stadler 10 | | | |
| 6 | Hood River V | | 52.22 | _____ |
| | 1) 894 Yahaira Chavarria 11 | 2) 899 Katie Kennedy 10 | | |
| | 3) 895 Emily Curtis 10 | 4) 903 Audrey Marble 11 | | |
| | 5) 900 Abby Kinoshita 12 | 6) 888 Celia Acosta 9 | | |

Section 2 of 2 Finals

| | | | | |
|---|-----------------------------|----------------------------|-------|-------|
| 1 | North Eugene | | 50.74 | _____ |
| | 1) 1465 Elayna Hayes 12 | 2) 1469 Nina Richardson 10 | | |
| | 3) 1470 Kara Ryker 11 | 4) 1472 Jordan Wormdahl 11 | | |
| | 5) 1467 Jazmyne Malone 12 | 6) 1468 Lauren Martines | | |
| 2 | Corvallis | | 50.66 | _____ |
| | 1) 408 Elise Bedford 10 | 2) 409 Elizabeth Grassel 9 | | |
| | 3) 411 Zandra Johnson 9 | 4) 414 Josee Pearlson 12 | | |
| | 5) 412 Shaiann Knutson 10 | 6) 416 Viola Stark 9 | | |
| 3 | Marist | | 50.26 | _____ |
| | 1) 1209 Maegan Cary 10 | 2) 1210 Ella Coulombe 9 | | |
| | 3) 1208 Rainy Adkins 10 | 4) 1214 Caitlin Kirk 11 | | |
| | 5) 1220 Viola Watts 11 | 6) 1217 Madelyn Nowicki 11 | | |
| 4 | Hermiston | | 49.28 | _____ |
| | 1) 857 Ebony Wilson 12 | 2) 852 Scout Reagan 10 | | |
| | 3) 847 Audrey Lincoln 12 | 4) 856 Elsa Torres 10 | | |
| | 5) 858 Madison Wilson 10 | 6) 839 Ashlyn Cason 12 | | |
| 5 | Summit | | 49.52 | _____ |
| | 1) 2148 Emma Normand 11 | 2) 2144 Anna Hinz 11 | | |
| | 3) 2136 Carly Courtwright 9 | 4) 2140 Quin Fraley 11 | | |
| | 5) 2150 Caroline Schutz 9 | 6) 2130 Emma Brooks 10 | | |
| 6 | Hillsboro | | 50.29 | _____ |
| | 1) 877 Madeline Lambing 9 | 2) 885 Promise Saechao 11 | | |
| | 3) 883 Reagan Reed 10 | 4) 886 Kennedy Taube 12 | | |
| | 5) 881 Juliet Raabe 12 | 6) 882 Carissa Ramirez 11 | | |
| 7 | Silverton | | 50.67 | _____ |
| | 1) 1927 Madi Arrington 12 | 2) 1926 Paige Alexander 9 | | |
| | 3) 1938 Desiree Sinn 12 | 4) 1939 Katie Sinn 10 | | |
| | 5) 1937 Elizabeth Schmitz 9 | 6) 1936 Addie Schmitz 10 | | |
| 8 | Thurston | | 51.01 | _____ |
| | 1) 2233 Adael Scatena 9 | 2) 2223 Anya Gallup 12 | | |
| | 3) 2222 Tara Crosswhite 12 | 4) 2221 Rhianna Brown 10 | | |
| | 5) 2230 McKenna Miller 10 | 6) 2219 Marja Annus 10 | | |

**2017 OSAA / U.S. BANK / LES SCHWAB TIRES
TRACK & FIELD STATE CHAMPIONSHIPS
Hayward Field, University of Oregon - 5/18/2017 to 5/20/2017
Meet Program - Saturday, May 20 - 4A, 5A, 6A**

Event 113 Girls 4x100 Meter Relay 6A (16)

NFHS: 44.50 2004 Long Beach Poly HS
State Meet: 46.57 2003 Benson
A. Taylor, B. Probasco-Canda, S. Callier, D. Jones
2016 Champ: 47.34 Barlow
M. Allen, M. Serafini, S. Turner, R. Meyer

| Lane | Team | Relay | Seed Time |
|------|------|-------|-----------|
|------|------|-------|-----------|

Section 1 of 2 Finals

| | | | |
|---|-------------------------------|--------------------------------|-------|
| 1 | Lincoln | | 50.81 |
| | 1) 1172 Keauna Cobb 12 | 2) 1188 Nya Wilson 9 | |
| | 3) 1166 Ella Andoh 10 | 4) 1181 Sarah Nasson 12 | |
| | 5) 1174 Madison Fassiotto 10 | 6) 1186 Natalie Swope 11 | |
| 2 | Tualatin | | 50.05 |
| | 1) 2316 Ashley Slater 12 | 2) 2313 Corona Parker 9 | |
| | 3) 2300 Jordan Anderson 12 | 4) 2301 Makenna Bailey 11 | |
| | 5) 2305 Sierra Jones | 6) 2312 Kennedy Oleson 12 | |
| 3 | Grant | | 49.90 |
| | 1) 750 Marin Leonard 10 | 2) 754 Zoe Shaw 10 | |
| | 3) 739 Judith Baxter Game 11 | 4) 755 Cassin Wright 12 | |
| | 5) 744 Lauren Edwards 9 | 6) 742 AJ DePinto 10 | |
| 4 | Aloha | | 49.77 |
| | 1) 14 Alaere Nekekpemi 11 | 2) 17 Nyah Songster 10 | |
| | 3) 15 Shania Parker 11 | 4) 18 Shawntal Turner 11 | |
| | 5) 13 Mariah Liggins 11 | 6) 19 Shalom Yemane 9 | |
| 5 | West Salem | | 49.88 |
| | 1) 2413 Lucy Jolivet 10 | 2) 2420 Cari McCrae 12 | |
| | 3) 2411 Elisabeth Goodrich 10 | 4) 2417 Keira McCarrell 12 | |
| | 5) 2429 Alexandria Tejada 9 | 6) 2426 Sarah Rice 9 | |
| 6 | Sunset | | 50.02 |
| | 1) 2178 Bridgette Skiba 11 | 2) 2181 Ally Thom 11 | |
| | 3) 2174 Darby Olson 11 | 4) 2176 Riley Prillwitz 12 | |
| | 5) 2168 Audrey Lewis 10 | 6) 2166 Enora Hily 12 | |
| 7 | South Eugene | | 50.21 |
| | 1) 1986 Lisa Kochevar 10 | 2) 1982 Sasha Eustis 9 | |
| | 3) 1979 Julia Daniels 9 | 4) 1989 Elise Unruh-Thomas 11 | |
| | 5) 1983 Haley Francois 12 | 6) 1985 Morgan Gorman 10 | |
| 8 | McKay | | 50.89 |
| | 1) 1269 Racquel Williams 10 | 2) 1266 Cecilia Munoz 12 | |
| | 3) 1259 Esmeralda Arellano 12 | 4) 1268 Steffani Rodriguez Aqu | |
| | 5) 1270 Jasmin Zaragoza Rosal | 6) 1264 Marquita Ignacio-Ritch | |

Section 2 of 2 Finals

| | | | |
|---|-------------------------------|-----------------------------|-------|
| 1 | Clackamas | | 49.73 |
| | 1) 361 Kailee Yoshishige 9 | 2) 358 Taberah Schmidt 10 | |
| | 3) 359 Monnie Spears-Rogers 1 | 4) 356 Ujunwa Nwokoma 11 | |
| | 5) 346 Carlie Bateman 11 | 6) 345 Inessa Batazhan 11 | |
| 2 | Lake Oswego | | 49.47 |
| | 1) 1124 Sophie Smith 10 | 2) 1120 Maddie DeBorde 10 | |
| | 3) 1123 Gemma Pleas 9 | 4) 1118 Erica Chiang 10 | |
| | 5) 1117 Larissa Chan | | |
| 3 | Barlow | | 49.17 |
| | 1) 105 Hannah Rispler 10 | 2) 106 Madison Serafini 11 | |
| | 3) 108 Sara Turner 12 | 4) 102 Renick Meyer 12 | |
| | 5) 100 Elizabeth Lewis 11 | 6) 96 Alexis Dow 9 | |
| 4 | Jesuit | | 48.11 |
| | 1) 975 Isabelle Ford 11 | 2) 970 Claire Corbitt 12 | |
| | 3) 969 Lena Colson 11 | 4) 983 Alisha Lowe 10 | |
| | 5) 986 Ella Nelson 9 | 6) 985 Gabby Navarro 10 | |
| 5 | Grants Pass | | 48.96 |
| | 1) 773 Molly Guerra 10 | 2) 784 Deshae Wise 12 | |
| | 3) 777 Brooke Johnson 11 | 4) 765 Lindsey Bonney 12 | |
| | 5) 766 Camdyn Bruner 9 | 6) 782 Hailey Westbrook 9 | |
| 6 | Newberg | | 49.25 |
| | 1) 1414 Madeline Whalen 12 | 2) 1400 Madeline DeVerna 11 | |
| | 3) 1404 Ashley Korb-Doty 11 | 4) 1402 Madison Hergert 12 | |
| | 5) 1405 Savanna Milroy 12 | 6) 1413 Grace Umfleet 9 | |
| 7 | West Linn | | 49.54 |
| | 1) 2402 Gabriella McVicker 9 | 2) 2405 Rhona Watson 11 | |
| | 3) 2397 Estella Darrow 10 | 4) 2399 Abigail Fillion 11 | |
| | 5) 2404 Isabella Rovani 10 | 6) 2395 Johanna Brisco 12 | |
| 8 | Central Cath | | 49.73 |
| | 1) 285 Clara Boime 9 | 2) 303 Malika Washington 12 | |
| | 3) 293 Dahlia Maroney 12 | 4) 288 Kellis Dack 12 | |
| | 5) 290 Anna Laber 12 | 6) 294 Kate Marron 9 | |

**2017 OSAA / U.S. BANK / LES SCHWAB TIRES
TRACK & FIELD STATE CHAMPIONSHIPS
Hayward Field, University of Oregon - 5/18/2017 to 5/20/2017
Meet Program - Saturday, May 20 - 4A, 5A, 6A**

Event 114 Boys 4x100 Meter Relay 4A (14)

| | | |
|--|-------------------|------------------|
| NFHS: | 39.76 1998 | Wyatt HS |
| State Meet: | 42.73 2010 | Banks |
| M. Cutone, N. Turner, C. Seyferth, L. Norgren | | |
| 2016 Champ: | 43.10 | Henley |
| L. Peterson, B. Norris, C. Noonan, S. Andres | | |
| Lane | Team | Relay |
| | | Seed Time |

Section 1 of 2 Finals

| | | | | |
|---|-------------------------------|--------------------------------|-------|-------|
| 2 | Stayton | | 44.87 | _____ |
| | 1) 2123 Jacobe Croff 11 | 2) 2121 Jarred Boedigheimer 11 | | |
| | 3) 2122 Jacob Classen 12 | 4) 2124 Noah Daily 12 | | |
| | 5) 2120 Braden Ballard 10 | 6) 2126 Cade Nau 12 | | |
| 3 | Newport | | 44.76 | _____ |
| | 1) 1432 Ayite Mettle 11 | 2) 1418 Morgan Bengs 12 | | |
| | 3) 1437 Tanner Stottlemire 10 | 4) 1436 Jakob Spink 11 | | |
| | 5) 1424 Jam Gonzales 11 | 6) 1417 Jesus Beltran 11 | | |
| 4 | Cottage Grov | | 44.60 | _____ |
| | 1) 423 Hayden Glenn 11 | 2) 429 Cooper Ladd 11 | | |
| | 3) 420 Chad Bottorff 11 | 4) 436 Jacob Woods 11 | | |
| | 5) 431 Tucker Porter 12 | 6) 428 Markus Julien 11 | | |
| 5 | Scappoose | | 44.68 | _____ |
| | 1) 1841 Brennan Cox 11 | 2) 1844 David Fazio 12 | | |
| | 3) 1845 Michael Gift 12 | 4) 1847 Tevin Jeannis 11 | | |
| | 5) 1853 Connor McNabb 10 | 6) 1851 Brisyn Maller 9 | | |
| 6 | Brookings-Ha | | 44.86 | _____ |
| | 1) 178 Bailey Stamm 11 | 2) 179 Igor Steendahl 11 | | |
| | 3) 175 Patrick Fulton 12 | 4) 176 Alonzo Nalls 12 | | |
| | 5) 174 Andrew Enos | 6) 173 Isaac Cooper | | |
| 7 | Banks | | 45.10 | _____ |
| | 1) 86 Levi Carreon 12 | 2) 94 Bennett Turner 10 | | |
| | 3) 89 Michael King 12 | 4) 92 Chase Massey 12 | | |
| | 5) 91 Samuel Martinez 10 | 6) 90 Blake Markham 10 | | |

Section 2 of 2 Finals

| | | | | |
|---|----------------------------|--------------------------------|-------|-------|
| 1 | Ontario | | 44.51 | _____ |
| | 1) 1568 Keegan Susuki 12 | 2) 1559 Alex Espinoza 11 | | |
| | 3) 1567 Reyes Romayor 12 | 4) 1557 Marcus Delgado 12 | | |
| | 5) 1563 Ethan Kameshige 11 | 6) 1562 Mikey Iracheta 12 | | |
| 2 | Junction Cit | | 44.31 | _____ |
| | 1) 1031 Josiah Starr 12 | 2) 1020 Tanner Crane 11 | | |
| | 3) 1023 Brandon Land 12 | 4) 1029 Jake Rogers 11 | | |
| | 5) 1024 Aidan Leever 12 | 6) 1027 Kyle Moore 12 | | |
| 3 | Mazama | | 44.10 | _____ |
| | 1) 1255 Chad Remstedt 10 | 2) 1250 Dennis Garcia 12 | | |
| | 3) 1253 Gavin Johnson 11 | 4) 1251 Israel Gill 11 | | |
| | 5) 1254 Bryan Partida 10 | 6) 1257 Ryan Westman 12 | | |
| 4 | Molalla | | 43.94 | _____ |
| | 1) 1311 Michael House 10 | 2) 1304 Treyton Bierly 10 | | |
| | 3) 1314 Tanner Nauta 10 | 4) 1319 Gavin Thrower 12 | | |
| | 5) 1312 Nick Lucas 10 | 6) 1313 Daniel Morris | | |
| 5 | Crook County | | 43.99 | _____ |
| | 1) 487 Emmett Bailor 12 | 2) 492 Adrien Fournier 11 | | |
| | 3) 500 Victor Ramirez 11 | 4) 488 Noah Carmack 12 | | |
| | 5) 496 Dominic Langley 10 | 6) 497 Tyler Lawson 11 | | |
| 6 | North Valley | | 44.27 | _____ |
| | 1) 1501 Jason Claffey 12 | 2) 1502 Hunter Comyford 12 | | |
| | 3) 1503 Shane Fields 11 | 4) 1509 David Moreno 10 | | |
| | 5) 1504 Connor Gracias 12 | 6) 1510 Josh Rau 10 | | |
| 7 | La Grande | | 44.39 | _____ |
| | 1) 1082 Tristan White 11 | 2) 1079 Nickolas Tsiatsos 10 | | |
| | 3) 1075 Cade Reed 11 | 4) 1081 Sajun White 10 | | |
| | 5) 1076 Nathan Reed 9 | 6) 1061 Luke Bloodgood 9 | | |
| 8 | Marshfield | | 44.54 | _____ |
| | 1) 1239 Trevor Johnson 12 | 2) 1228 Devin Benson 10 | | |
| | 3) 1242 Tristin Lemmons 10 | 4) 1235 Matthew Hampton 12 | | |
| | 5) 1249 Micah Tardie 10 | 6) 1234 River Ginn-Forsberg 10 | | |

**2017 OSAA / U.S. BANK / LES SCHWAB TIRES
TRACK & FIELD STATE CHAMPIONSHIPS
Hayward Field, University of Oregon - 5/18/2017 to 5/20/2017
Meet Program - Saturday, May 20 - 4A, 5A, 6A**

Event 115 Boys 4x100 Meter Relay 5A (12)

| | | |
|--|-------------------|------------------|
| NFHS: | 39.76 1998 | Wyatt HS |
| State Meet: | 42.64 2012 | Summit |
| N. Lybarger, M. Wilson, C. Thomas, T. Peay | | |
| 2016 Champ: | 42.70 | Redmond |
| D. Pate, A. Troutman, C. Mortenson, J. McNamara | | |
| Lane Team | Relay | Seed Time |

Section 1 of 2 Finals

| | | | | |
|---|--------------------------------|-------------------------------|-------|-------|
| 3 | Hermiston | | 44.88 | _____ |
| | 1) 845 Joey Guitierrez 11 | 2) 840 Vaemu Ena 12 | | |
| | 3) 854 Tyler Rohrman 11 | 4) 850 Alexis Mercado 12 | | |
| | 5) 843 Guiomar Garay | 6) 844 Felix Garcia 12 | | |
| 4 | Mountain Vie | | 44.72 | _____ |
| | 1) 1345 Nalique Hogan 10 | 2) 1350 Nathan Myers 10 | | |
| | 3) 1348 Jonas Larson 10 | 4) 1343 Landon Dean 10 | | |
| | 5) 1351 Dalton Payfer Lockling | | | |
| 5 | Summit | | 44.80 | _____ |
| | 1) 2141 Ben Graziani 11 | 2) 2133 Mitchell Burton 11 | | |
| | 3) 2129 Isaak Boorstein 11 | 4) 2154 Ryan Tennant 11 | | |
| | 5) 2156 Noah Turnbull 11 | 6) 2159 Ty Zuber 10 | | |
| 6 | Hood River V | | 45.37 | _____ |
| | 1) 904 Owen Ramsey 12 | 2) 902 Hunter Klein 12 | | |
| | 3) 898 Michael Jones 11 | 4) 892 Gabriel Campos-Davis 1 | | |
| | 5) 896 Patrick Estes 11 | | | |

Section 2 of 2 Finals

| | | | | |
|---|--------------------------------|------------------------------|-------|-------|
| 1 | Hillsboro | | 44.44 | _____ |
| | 1) 879 Daekwon Mitchell 11 | 2) 872 Isaiah DiRienzo 11 | | |
| | 3) 874 Imani Jamali 10 | 4) 878 Kobie Mendoza-Daniels | | |
| | 5) 873 Trevor Fernstrom 12 | 6) 880 Daniel Popovych 9 | | |
| 2 | Sandy | | 44.27 | _____ |
| | 1) 1821 Dallin Thomas 10 | 2) 1810 Glynne McGaughey 10 | | |
| | 3) 1815 Nolberto Perez-Aguiler | 4) 1818 Maxwell Shannon 11 | | |
| | 5) 1808 Dalton Lundry 11 | 6) 1813 Logan Murrell 12 | | |
| 3 | Crater | | 44.15 | _____ |
| | 1) 467 Wyatt Vancil 12 | 2) 454 Cal Duke 11 | | |
| | 3) 460 Tysen Lang 12 | 4) 459 Austin Kramer 12 | | |
| | 5) 452 Drew Caldwell | 6) 453 Noah Cline | | |
| 4 | Churchill | | 43.71 | _____ |
| | 1) 331 Stuart Helikson 10 | 2) 337 Lucas Schwin 11 | | |
| | 3) 332 Samuel Jackson 12 | 4) 327 Johnathan Carroll 12 | | |
| | 5) 339 Marshaun Tucker Jr | 6) 326 Jacob Brothers | | |
| 5 | Eagle Point | | 43.71 | _____ |
| | 1) 607 Hunter Morgan 12 | 2) 606 Nick Marshall 12 | | |
| | 3) 608 Eric Parliment 10 | 4) 603 Anthony Gray 12 | | |
| | 5) 605 Jacob Marshall 11 | 6) 604 Jaxon Jones | | |
| 6 | Thurston | | 44.22 | _____ |
| | 1) 2224 Tanner Gormley 12 | 2) 2228 Isaac Lange 10 | | |
| | 3) 2229 Josh McCluskey 12 | 4) 2218 Ben Annus 12 | | |
| | 5) 2226 Tyson Haas 11 | 6) 2234 Decker Tovey 12 | | |
| 7 | Central | | 44.32 | _____ |
| | 1) 281 Sterling Hutchinson 11 | 2) 282 Peter Mason 12 | | |
| | 3) 276 Issac Burgett 11 | 4) 272 Isaiah Abraham 11 | | |
| | 5) 278 Keegan Goodrich 11 | 6) 275 Cody Baldwin 11 | | |
| 8 | Lebanon | | 44.62 | _____ |
| | 1) 1151 Cameron Alley 12 | 2) 1159 Joey Stroup 12 | | |
| | 3) 1152 Vasilij Altuhov 12 | 4) 1156 Raymond Knuth 10 | | |
| | 5) 1158 Cole Sipos 12 | 6) 1157 Nathaniel Maddox 12 | | |

**2017 OSAA / U.S. BANK / LES SCHWAB TIRES
TRACK & FIELD STATE CHAMPIONSHIPS
Hayward Field, University of Oregon - 5/18/2017 to 5/20/2017
Meet Program - Saturday, May 20 - 4A, 5A, 6A**

Event 116 Boys 4x100 Meter Relay 6A (16)

NFHS: 39.76 1998 Wyatt HS
State Meet: 41.19 2014 Sheldon
A Starnes, N Starnes, T Kuykendall, M Horning
2016 Champ: 41.70 Westview
R. Duru, E. Brehm, D. Smith, S. Toure'

| Lane | Team | Relay | Seed Time |
|------|------|-------|-----------|
|------|------|-------|-----------|

Section 1 of 2 Finals

| | | | |
|---|----------------------------|-------------------------------|-------|
| 1 | Benson | | 44.08 |
| | 1) 153 Elijah Johnson 11 | 2) 154 Jacoby Kelley 12 | |
| | 3) 156 Nnamdi Ugonna 11 | 4) 157 Micah Williams 9 | |
| | 5) 2529 Michael Morgan | 6) 2528 Tariq Walker | |
| 2 | Lakeridge | | 43.54 |
| | 1) 1130 Guiliani Roberti 9 | 2) 1133 Cory Taylor 11 | |
| | 3) 1127 Nick Hoddevik 11 | 4) 1132 Cameron Russell 12 | |
| | 5) 1131 Joshua Robins 12 | 6) 1129 Andre Martinez 10 | |
| 3 | Lake Oswego | | 43.34 |
| | 1) 1116 Collin Bracken 10 | 2) 1122 Casey Filkins 9 | |
| | 3) 1121 Jackson Dyal 12 | 4) 1115 Carter Bracken 12 | |
| | 5) 1114 Alex Bassett | 6) 1125 Chris Todd | |
| 4 | Newberg | | 43.22 |
| | 1) 1398 Cole Alteneider 11 | 2) 1406 Hunter Moen 12 | |
| | 3) 1403 Taylor Howard 12 | 4) 1412 Michael Tarakhchyan 1 | |
| | 5) 2522 Anthony Adams | 6) 1399 Kyle Charbonneau 11 | |
| 5 | Westview | | 43.29 |
| | 1) 2465 Jason Chan 10 | 2) 2478 Dyllon West 12 | |
| | 3) 2471 Gavin Lloyd 11 | 4) 2468 Kurtis Franklin 12 | |
| | 5) 2474 Isaac Overson 12 | 6) 2477 Nathan Thompson 12 | |
| 6 | McKay | | 43.47 |
| | 1) 1261 Shaton Daniels 12 | 2) 1265 Avori Miranda 11 | |
| | 3) 1267 Damian Rios 11 | 4) 1262 Israel Garza 11 | |
| | 5) 1263 Zach Hammack 12 | 6) 1260 R-Jay Chokai 10 | |
| 7 | Sheldon (Or) | | 43.98 |
| | 1) 1884 Matthew Burgess 10 | 2) 1892 Benjamin Mehlhaff 9 | |
| | 3) 1885 Jack Folsom 10 | 4) 1903 Jacob Williams 12 | |
| | 5) 1898 Wyatt Seidel 11 | 6) 1882 Jared Brabham 12 | |
| 8 | Lincoln | | 44.21 |
| | 1) 1184 Phil Rodgers 12 | 2) 1185 Asher Roster 11 | |
| | 3) 1176 Michael Forbes 11 | 4) 1170 Adza Botchway 12 | |
| | 5) 1187 Lukas Weinbach 11 | 6) 2527 Kevin Nguyen | |

Section 2 of 2 Finals

| | | | |
|---|------------------------------|------------------------------|-------|
| 1 | West Salem | | 43.16 |
| | 1) 2412 Stanley Green 10 | 2) 2433 Valeriy Yurchak 12 | |
| | 3) 2422 Jamal McMurrin 10 | 4) 2430 Simon Thompson 10 | |
| | 5) 2407 Carson Baker 11 | 6) 2431 Jacob Tinseth 9 | |
| 2 | Grants Pass | | 42.90 |
| | 1) 772 William Gross 12 | 2) 775 Mark Hubbard 12 | |
| | 3) 779 Ethan Moe 11 | 4) 770 Jaren Emptage 10 | |
| | 5) 780 Tayler Phillips 11 | 6) 769 Randy Clark 10 | |
| 3 | Sunset | | 42.67 |
| | 1) 2175 Ryan Olson 11 | 2) 2184 Carter Webb 11 | |
| | 3) 2163 Jared DeVore 12 | 4) 2170 Michael Malone 11 | |
| | 5) 2173 Bo Nix 11 | 6) 2160 Bobby Chopra 12 | |
| 4 | Jesuit | | 42.32 |
| | 1) 966 Antonio Angel 11 | 2) 968 Briceton Branch Jr 11 | |
| | 3) 984 Trey Lowe 11 | 4) 996 Alex Wan 11 | |
| | 5) 964 Philip Abraham III 9 | 6) 973 Demetrius Douglas 12 | |
| 5 | Beaverton | | 42.54 |
| | 1) 126 Mataio Talalemotu 12 | 2) 115 Carson Crawford 12 | |
| | 3) 124 Lucas Radostitz 12 | 4) 111 Anthony Albright 12 | |
| | 5) 129 Elijah Weinstein 12 | 6) 110 Cristian Aguilar 9 | |
| 6 | Barlow | | 42.87 |
| | 1) 101 Jobadiah Malary 10 | 2) 109 Cole York 12 | |
| | 3) 104 Wyatt Radke 12 | 4) 97 Tommy Fornoff 12 | |
| | 5) 107 Aaron Soderquist 12 | 6) 103 Corey Ordway 12 | |
| 7 | Oregon City | | 42.93 |
| | 1) 1582 Mark Mironichenko 12 | 2) 1573 Rieker Daniel 12 | |
| | 3) 1580 Israel Miles 11 | 4) 1576 Jake Harthun 12 | |
| | 5) 1571 Kaleb Coleman-Armstr | 6) 1574 Jake Follett 10 | |
| 8 | Central Cath | | 43.17 |
| | 1) 291 Vincenzo Logan 11 | 2) 301 Alex Soo 11 | |
| | 3) 304 Korbin Williams 11 | 4) 296 William Mundy 11 | |
| | 5) 289 Austin Hill 11 | 6) 292 Parker Mann 12 | |

Event 117 Girls 1500 Meter Run 4A (14)

State Meet: 4:31.92 2003 Brianna Anderson-Gregg
2016 Champ: 4:43.01 Perrin Xontha

| Lane | Name | Yr | School | Seed Time |
|------|------|----|--------|-----------|
|------|------|----|--------|-----------|

Section 1 of 1 Finals

| | | | | |
|----|-----------------------|----|--------------|---------|
| 1 | 665 Hannah Hart | 11 | Estacada | 5:26.43 |
| 2 | 712 Amanda Bays | 11 | Gladstone | 5:24.38 |
| 3 | 1070 Rachael Keniry | 9 | La Grande | 5:17.64 |
| 4 | 1069 Heather Keniry | 12 | La Grande | 5:15.68 |
| 5 | 1627 Meaghan Alba | 12 | Philomath | 5:14.11 |
| 6 | 427 Sabrina James | 9 | Cottage Grov | 5:08.98 |
| 7 | 1969 Hannah Rannow | 9 | Siuslaw | 5:08.89 |
| 8 | 1944 Anna Bartlett | 11 | Sisters | 5:05.06 |
| 9 | 1964 Celie Mans | 12 | Siuslaw | 5:04.87 |
| 10 | 1636 Hannah Hernandez | 9 | Philomath | 5:04.55 |
| 11 | 1653 Shayla Potratz | 12 | Phoenix | 5:00.61 |
| 12 | 1650 Danielle Jantzer | 12 | Phoenix | 4:58.35 |
| 13 | 2247 Solace Bergeron | 9 | Tillamook | 4:56.00 |
| 14 | 1850 Linnaca Kavulich | 11 | Scappoose | 4:49.84 |

**2017 OSAA / U.S. BANK / LES SCHWAB TIRES
TRACK & FIELD STATE CHAMPIONSHIPS
Hayward Field, University of Oregon - 5/18/2017 to 5/20/2017
Meet Program - Saturday, May 20 - 4A, 5A, 6A**

Event 118 Girls 1500 Meter Run 5A (12)

| State Meet: 4:32.02 2009 Kayleigh Tyerman | | | |
|---|-------------------------|-----------------|-----------|
| 2016 Champ: 4:38.23 Olivia Brooks | | | |
| Lane | Name | Yr School | Seed Time |
| Section 1 of 1 Finals | | | |
| 1 | 891 Lottie Bromham | 9 Hood River V | 5:22.54 |
| 2 | 2217 Tressa Wood | 9 The Dalles | 5:22.35 |
| 3 | 2512 Sophia Somerscales | 10 Wilsonville | 5:05.60 |
| 4 | 1933 Jori Paradis | 10 Silverton | 5:05.31 |
| 5 | 2509 Samantha Prusse | 9 Wilsonville | 5:05.08 |
| 6 | 41 Alexa Hague | 10 Ashland | 5:00.97 |
| 7 | 1355 Kelsey Swenson | 10 Mountain Vie | 4:59.73 |
| 8 | 483 Geneva Wolfe | 10 Crescent Val | 4:58.20 |
| 9 | 461 Ariana Marks | 11 Crater | 4:56.37 |
| 10 | 145 Grace Perkins | 12 Bend | 4:55.18 |
| 11 | 2146 Fiona Max | 9 Summit | 4:50.82 |
| 12 | 2131 Olivia Brooks | 12 Summit | 4:42.28 |

Event 119 Girls 1500 Meter Run 6A (16)

| State Meet: 4:24.54 1981 Kathy Hayes | | | |
|--------------------------------------|------------------------|-----------------|-----------|
| 2016 Champ: 4:26.16 Ella Donaghu | | | |
| Lane | Name | Yr School | Seed Time |
| Section 1 of 1 Finals | | | |
| 1 | 287 Amara Christensen | 9 Central Cath | 5:05.82 |
| 2 | 1182 Bridget Price | 10 Lincoln | 4:48.87 |
| 3 | 99 Olivia Johnson | 12 Barlow | 4:47.44 |
| 4 | 1893 Caramia Mestler | 11 Sheldon (Or) | 4:46.40 |
| 5 | 1169 Kyla Becker | 10 Lincoln | 4:44.82 |
| 6 | 1999 Anna Chau | 10 South Salem | 4:44.70 |
| 7 | 318 Meggie Karp | 12 Century | 4:44.66 |
| 8 | 981 Alexis Kebbe | 9 Jesuit | 4:44.16 |
| 9 | 1981 Madison Elmore | 9 South Eugene | 4:41.57 |
| 10 | 2304 Kate Intile | 12 Tualatin | 4:41.51 |
| 11 | 2044 Ginger Murnieks | 10 Sprague | 4:39.27 |
| 12 | 2091 Lara Rix | 12 St Mary's Ac | 4:38.78 |
| 13 | 2167 Lucy Huelskamp | 9 Sunset | 4:36.56 |
| 14 | 2179 Ember Stratton | 10 Sunset | 4:36.01 |
| 15 | 993 Makenna Schumacher | 10 Jesuit | 4:32.38 |
| 16 | 2169 Kelly Makin | 11 Sunset | 4:31.59 |

Event 120 Boys 1500 Meter Run 4A (14)

| State Meet: 3:54.08 1994 Rhy Reynolds | | | |
|---------------------------------------|------------------------|-----------------|-----------|
| 2016 Champ: 4:10.10 Ayrton Ledesma | | | |
| Lane | Name | Yr School | Seed Time |
| Section 1 of 1 Finals | | | |
| 1 | 497 Tyler Lawson | 11 Crook County | 4:29.23 |
| 2 | 1066 Braden Crews | 12 La Grande | 4:25.80 |
| 3 | 1077 Micah Sexton | 11 La Grande | 4:24.00 |
| 4 | 1305 Matthew Borowczak | 12 Molalla | 4:23.63 |
| 5 | 1450 George LaGessee | 12 North Bend | 4:20.98 |
| 6 | 1252 Jake Healy | 10 Mazama | 4:19.38 |
| 7 | 636 Carson Bain | 12 Elmira | 4:18.88 |
| 8 | 2516 Andrew Doran | 11 Yamhill-Carl | 4:18.04 |
| 9 | 1656 Robby Vos | 11 Phoenix | 4:16.80 |
| 10 | 2127 Casey Pugh | 11 Stayton | 4:16.31 |
| 11 | 1954 Jordan Pollard | 11 Sisters | 4:16.24 |
| 12 | 1441 Michael Brown | 12 North Bend | 4:14.66 |
| 13 | 1849 John Kavulich | 11 Scappoose | 4:12.77 |
| 14 | 51 Lucas Caruana | 12 Astoria | 4:11.74 |

Event 121 Boys 1500 Meter Run 5A (12)

| State Meet: 3:53.08 2014 Matthew Maton | | | |
|--|-----------------------|-----------------|-----------|
| 2016 Champ: 3:57.86 Andy Monroe | | | |
| Lane | Name | Yr School | Seed Time |
| Section 1 of 1 Finals | | | |
| 1 | 855 Isaac Sanchez | 11 Hermiston | 4:25.66 |
| 2 | 908 Jesse Wiley | 12 Hood River V | 4:24.72 |
| 3 | 1107 Brendan Dexter | 10 La Salle Pre | 4:19.97 |
| 4 | 1929 Hosea Catterall | 12 Silverton | 4:14.99 |
| 5 | 478 AJ Sandvig | 11 Crescent Val | 4:14.61 |
| 6 | 1803 Michael Callaway | 12 Sandy | 4:14.42 |
| 7 | 2145 Scott Kinkade | 12 Summit | 4:13.26 |
| 8 | 1751 Albert Hesse | 11 Ridgeview | 4:10.12 |
| 9 | 333 Peter Lechman | 10 Churchill | 4:06.00 |
| 10 | 466 Jantz Tostenson | 10 Crater | 4:05.80 |
| 11 | 42 EJ Holland | 9 Ashland | 4:05.60 |
| 12 | 463 Andy Monroe | 11 Crater | 4:02.30 |

**2017 OSAA / U.S. BANK / LES SCHWAB TIRES
TRACK & FIELD STATE CHAMPIONSHIPS
Hayward Field, University of Oregon - 5/18/2017 to 5/20/2017
Meet Program - Saturday, May 20 - 4A, 5A, 6A**

Event 122 Boys 1500 Meter Run 6A (16)

| State Meet: 3:49.76 2004 Galen Rupp | | | |
|-------------------------------------|------------------------|-----------------|-----------|
| 2016 Champ: 3:51.30 Roman Ollar | | | |
| Lane | Name | Yr School | Seed Time |
| Section 1 of 1 Finals | | | |
| 1 | 347 Drew Cardinale | 12 Clackamas | 4:08.96 |
| 2 | 209 Neal Cranston | 12 Canby | 4:06.66 |
| 3 | 2525 Luke Ramirez | 11 South Medfor | 4:06.66 |
| 4 | 1167 Dominic Arce | 12 Lincoln | 4:06.64 |
| 5 | 697 Quincy Norman | 9 Forest Grove | 4:06.34 |
| 6 | 2495 Alex Slenning | 11 Wilson | 4:06.27 |
| 7 | 2180 Jakob Tew | 12 Sunset | 4:05.65 |
| 8 | 295 Michael McCausland | 12 Central Cath | 4:05.63 |
| 9 | 2424 Ahmed Muhumed | 12 West Salem | 4:05.60 |
| 10 | 1988 Spencer Tsai | 12 South Eugene | 4:04.83 |
| 11 | 994 Grant Summers | 11 Jesuit | 4:04.82 |
| 12 | 2494 Caleb Seely | 12 Wilson | 4:03.75 |
| 13 | 2307 Adam Klein | 11 Tualatin | 4:03.14 |
| 14 | 701 Henry Mong | 12 Franklin | 4:02.86 |
| 15 | 2171 Andy Muha | 12 Sunset | 4:02.80 |
| 16 | 992 Joshua Schumacher | 11 Jesuit | 3:58.08 |

Event 142 Girls 800 Meter Run 5A (12)

| Stack Position 9 with Position 2, Position 10 with Position 7, Position 11 with Position 1, Position 12 with Position 8 | | | |
|--|----------------------|-----------------|-----------|
| NFHS: 2:02.04 2011 Amy Weissenbach | | | |
| State Meet: 2:12.00 2008 Alyssa O'Connor | | | |
| 2016 Champ: 2:14.90 Sarah Reeves | | | |
| Lane | Name | Yr School | Seed Time |
| Section 1 of 1 Finals | | | |
| 1 | 2060 Josie Hanna | 12 St Helens | 2:26.06 |
| 2 | 483 Geneva Wolfe | 10 Crescent Val | 2:25.00 |
| 3 | 1208 Rainy Adkins | 10 Marist | 2:23.74 |
| 4 | 2153 Emma Stevenson | 12 Summit | 2:19.49 |
| 5 | 2147 Isabel Max | 9 Summit | 2:19.68 |
| 6 | 1347 Ciara Jones | 12 Mountain Vie | 2:24.67 |
| 7 | 461 Ariana Marks | 11 Crater | 2:25.97 |
| 8 | 455 Margaret Faliano | 12 Crater | 2:26.44 |
| 9 | 1933 Jori Paradis | 10 Silverton | 2:26.52 |
| 10 | 2509 Samantha Prusse | 9 Wilsonville | 2:26.98 |
| 11 | 889 Reed Bauer | 9 Hood River V | 2:27.45 |
| 12 | 2214 Emma Mullins | 10 The Dalles | 2:32.25 |

Event 145 Boys 800 Meter Run 5A (12)

| Stack Position 9 with Position 2, Position 10 with Position 7, Position 11 with Position 1; Position 12 with Position 8 | | | |
|--|-----------------------|-----------------|-----------|
| NFHS: 1:46.45 1996 Michael Granville | | | |
| State Meet: 1:52.68 2015 Caleb Hoffmann | | | |
| 2016 Champ: 1:53.64 Caleb Hoffman | | | |
| Lane | Name | Yr School | Seed Time |
| Section 1 of 1 Finals | | | |
| 1 | 2139 Chad Ford | 11 Summit | 1:58.90 |
| 2 | 462 Ryland McCullough | 9 Crater | 1:58.22 |
| 3 | 40 Alex Franklin | 11 Ashland | 1:57.69 |
| 4 | 1211 Jerik Embleton | 11 Marist | 1:55.95 |
| 5 | 458 Griff Hokanson | 12 Crater | 1:56.62 |
| 6 | 2128 Jett Ballantyne | 11 Summit | 1:57.95 |
| 7 | 478 AJ Sandvig | 11 Crescent Val | 1:58.69 |
| 8 | 482 Isaac Wilson | 12 Crescent Val | 1:59.06 |
| 9 | 855 Isaac Sanchez | 11 Hermiston | 2:01.50 |
| 10 | 906 Travis Running | 11 Hood River V | 2:04.07 |
| 11 | 2057 Gabe Compton | 11 St Helens | 2:04.25 |
| 12 | 1812 Abraham Mitchell | 12 Sandy | 2:05.25 |

Event 159 Girls 4x400 Meter Relay 4A (14)

| NFHS: 3:35.49 2004 Long Beach Poly HS | | | |
|--|-----------------------------|-----------------------------|-----------|
| State Meet: 3:56.83 2008 Henley | | | |
| K.Poetsch, S. North, K. Waugh, T. Wallace | | | |
| 2016 Champ: 4:04.70 Phoenix | | | |
| T. Cortell, L. Burns, A. Hazel, D. Jantzer | | | |
| Lane | Team | Relay | Seed Time |
| Section 1 of 2 Finals | | | |
| 2 | Marshfield | | 4:26.56 |
| | 1) 1229 Jazmin Chavez 10 | 2) 1233 Tess Garrett 10 | |
| | 3) 1227 Hannah Beaulieu 11 | 4) 1231 Kaylee Delzotti 9 | |
| | 5) 1222 Khaley Aguilar 10 | 6) 1247 Mixtli Rodriguez 12 | |
| 3 | Newport | | 4:24.04 |
| | 1) 1435 Janne Schmutzler 12 | 2) 1423 Ari Gomez 9 | |
| | 3) 1433 Macy Rouborn 11 | 4) 1431 Izabella McLane 10 | |
| | 5) 1428 Gabby Hernandez 9 | 6) 1426 Grace Hargett | |
| 4 | Philomath | | 4:22.10 |
| | 1) 1627 Meaghan Alba 12 | 2) 1630 Madison Bushnell 9 | |
| | 3) 1629 Hannah Bovbjerg 9 | 4) 1636 Hannah Hernandez 9 | |
| | 5) 1633 Mariah Golston 9 | 6) 1645 Tegan Weaver 12 | |
| 5 | Crook County | | 4:22.43 |
| | 1) 495 Gracie Kasberger 10 | 2) 503 Rylee Troutman 9 | |
| | 3) 499 Mckinzie Mode 10 | 4) 494 Emma Hehn 10 | |
| | 5) 502 Alyson Thomas 9 | 6) 498 Jenea Mapes | |
| 6 | La Grande | | 4:25.52 |
| | 1) 1073 Irelyn Miles 11 | 2) 1064 Katie Carter 12 | |
| | 3) 1069 Heather Keniry 12 | 4) 1060 Kendra Blake 11 | |
| | 5) 1065 Abby Crews 10 | 6) 1085 Kenzie Williams 9 | |
| 7 | Baker | | 4:26.60 |
| | 1) 64 Kaeli Flanagan 11 | 2) 67 Jayden Rice 9 | |
| | 3) 65 Lacey Jones 9 | 4) 69 Sydney Younger 9 | |
| | 5) 66 Payton Jones 9 | 6) 63 Zoe Carlson-Morrow 9 | |

**2017 OSAA / U.S. BANK / LES SCHWAB TIRES
TRACK & FIELD STATE CHAMPIONSHIPS
Hayward Field, University of Oregon - 5/18/2017 to 5/20/2017
Meet Program - Saturday, May 20 - 4A, 5A, 6A**

Section 2 of 2 Finals...(Event 159 Girls 4x400 Meter Relay 4.

| | |
|----------------------------------|------------------------------|
| 1 Cottage Grov | 4:20.70 |
| 1) 419 Hannah Albrecht 12 | 2) 434 Zarah Wemple 11 |
| 3) 427 Sabrina James 9 | 4) 435 Hudson Weybright 12 |
| 5) 421 Payton Cameron 9 | 6) 424 Tyra Gordon 10 |
| 2 Sisters | 4:16.17 |
| 1) 1958 Brooke Robillard 10 | 2) 1957 Tate Ricker 10 |
| 3) 1955 Sabrina Reifschneider 10 | 4) 1945 Mandi Calavan 11 |
| 5) 1950 Amy Hills 10 | 6) 1961 Alexa Stewart 10 |
| 3 North Valley | 4:09.58 |
| 1) 1499 Lily Allen 9 | 2) 1505 Megan Hoback 12 |
| 3) 1508 Rebecca Miller 9 | 4) 1511 Baylee Touey 10 |
| 5) 1506 Kyla Martinez 11 | 6) 1507 Melody McGrath 11 |
| 4 Valley Catho | 4:09.03 |
| 1) 2356 Tara Fuiten 11 | 2) 2363 Kate MacNaughton 10 |
| 3) 2361 Taylor Isaac 10 | 4) 2353 Julia Clark 12 |
| 5) 2362 Callie Kawaguchi 10 | 6) 2367 Daria Wonderlick 12 |
| 5 Scappoose | 4:09.13 |
| 1) 1850 Linnaea Kavulich 11 | 2) 1840 Tess Conway 9 |
| 3) 1848 Emma Jones 9 | 4) 1854 Alyssa Spang 12 |
| 5) 1846 Kyrah Harrison 9 | 6) 1842 Kelsey Ela 9 |
| 6 Hidden Valle | 4:09.91 |
| 1) 863 Jenelle Hurley 10 | 2) 868 Halle O'Brien 9 |
| 3) 867 Mackenzie McLaughlin 10 | 4) 865 Nyah Kendall 10 |
| 5) 871 Clara Scott 10 | 6) 862 Abby Hardin 12 |
| 7 Corbett | 4:19.84 |
| 1) 403 Jenna Kerslake 12 | 2) 400 Tara Conrad 9 |
| 3) 402 Rhiley Fritz 12 | 4) 404 Sarah McMichael 10 |
| 5) 406 Melanie Staffenson 12 | 6) 2524 Stephanie Staffenson |
| 8 Siuslaw | 4:21.67 |
| 1) 1968 Kaeli Ramos 10 | 2) 1962 Kaylee Graham 11 |
| 3) 1964 Celie Mans 12 | 4) 1971 Destinie Tatum 12 |
| 5) 1965 Calin Mason 19 | 6) 1969 Hannah Rannow 9 |

Event 160 Girls 4x400 Meter Relay 5A (12)

| | | |
|---|-----------------------------|---------------------------|
| NFHS: | 3:35.49 2004 | Long Beach Poly HS |
| State Meet: | 3:52.77 2016 | Summit |
| P Flannery, E Stevenson, H Cochran, S Reeves | | |
| 2016 Champ: | 3:52.77 | Summit |
| P. Flannery, E. Stevenson, H. Cochran, S. Reeves | | |
| Lane Team | Relay | Seed Time |
| Section 1 of 2 Finals | | |
| 3 Mountain Vie | | 4:19.98 |
| 1) 1356 Elliana Wyllie 10 | 2) 1344 Aliyah Gardner 9 | |
| 3) 1352 Kendall Pollard 10 | 4) 1347 Ciara Jones 12 | |
| 5) 1357 Hilary Wyllie 12 | | |
| 4 St Helens | | 4:15.76 |
| 1) 2060 Josie Hanna 12 | 2) 2066 Isabelle Wallace 9 | |
| 3) 2065 Cheyenne Trainer 10 | 4) 2056 Mackenzie Carlson 9 | |
| 5) 2059 Sophia Estep | 6) 2061 Maddie Holm 9 | |
| 5 Churchill | | 4:18.12 |
| 1) 330 Emmaleise Freeman 9 | 2) 336 Ciana Reyes 9 | |
| 3) 325 Katie Aley 10 | 4) 334 Hazel Mesman 10 | |
| 5) 338 Brielle Stanley | 6) 340 Ashley Yorges | |
| 6 The Dalles | | 4:32.74 |
| 1) 2210 Shyanne Cady 10 | 2) 2216 Elizabeth Tapia 9 | |
| 3) 2213 Jenna Miller 9 | 4) 2214 Emma Mullins 10 | |
| 5) 2217 Tressa Wood 9 | 6) 2526 Molly Nelson 12 | |

**2017 OSAA / U.S. BANK / LES SCHWAB TIRES
TRACK & FIELD STATE CHAMPIONSHIPS
Hayward Field, University of Oregon - 5/18/2017 to 5/20/2017
Meet Program - Saturday, May 20 - 4A, 5A, 6A**

Section 2 of 2 Finals...(Event 160 Girls 4x400 Meter Relay 5.

| | | | |
|---|-----------------------------|---------|-------------------------------|
| 1 | Silverton | 4:14.26 | |
| | 1) 1938 Desiree Sinn 12 | | 2) 1936 Addie Schmitz 10 |
| | 3) 1940 Samantha Sinn 12 | | 4) 1933 Jori Paradis 10 |
| | 5) 1937 Elizabeth Schmitz 9 | | 6) 1930 Alex Cross 12 |
| 2 | Hermiston | 4:13.03 | |
| | 1) 856 Elsa Torres 10 | | 2) 858 Madison Wilson 10 |
| | 3) 852 Scout Reagan 10 | | 4) 847 Audrey Lincoln 12 |
| | 5) 842 Jennifer Fuentes 10 | | 6) 839 Ashlyn Cason 12 |
| 3 | Marist | 4:11.93 | |
| | 1) 1209 Maegan Cary 10 | | 2) 1208 Rainy Adkins 10 |
| | 3) 1218 Booy Rogers 12 | | 4) 1214 Caitlin Kirk 11 |
| | 5) 1217 Madelyn Nowicki 11 | | 6) 1219 Lucy Tsai |
| 4 | Summit | 3:59.28 | |
| | 1) 2131 Olivia Brooks 12 | | 2) 2144 Anna Hinz 11 |
| | 3) 2140 Quin Fraley 11 | | 4) 2153 Emma Stevenson 12 |
| | 5) 2147 Isabel Max 9 | | 6) 2149 Sarah Reeves 12 |
| 5 | Thurston | 4:10.75 | |
| | 1) 2223 Anya Gallup 12 | | 2) 2220 Jaelynne Birkby 9 |
| | 3) 2221 Rhianna Brown 10 | | 4) 2222 Tara Crosswhite 12 |
| | 5) 2230 McKenna Miller 10 | | 6) 2231 Victoria Murphy 10 |
| 6 | Bend | 4:12.01 | |
| | 1) 135 Dagny Donohue 11 | | 2) 140 Maya Hopwood 10 |
| | 3) 132 Kaycee Brown 9 | | 4) 139 Sydney Gardner 10 |
| | 5) 144 Kaylie Nelson 12 | | 6) 145 Grace Perkins 12 |
| 7 | Crescent Val | 4:14.04 | |
| | 1) 471 Natalia Corbitt 12 | | 2) 472 Jordyn Edwards 11 |
| | 3) 483 Geneva Wolfe 10 | | 4) 481 Vanessa Taylor 11 |
| | 5) 475 Christina Hollon 12 | | 6) 474 McKenna Henke 11 |
| 8 | Wilsonville | 4:15.20 | |
| | 1) 2503 Jillian Greene 10 | | 2) 2504 Kristine Johnson 12 |
| | 3) 2509 Samantha Prusse 9 | | 4) 2505 Madeleine Klein 9 |
| | 5) 2510 Anja Reeber 11 | | 6) 2512 Sophia Somerscales 10 |

Event 161 Girls 4x400 Meter Relay 6A (16)

NFHS: 3:35.49 2004 Long Beach Poly HS

State Meet: 3:49.97 2003 Benson

P. Chandler, S. Callier, D. Jones, B. Probasco-Can

2016 Champ: 3:54.96 Grant

Z. Shaw, C. Wright, R. Kendrick, E. Donaghu

| Lane | Team | Relay | Seed Time |
|------|------|-------|-----------|
|------|------|-------|-----------|

Section 1 of 2 Finals

| | | | |
|---|--------------------------------|---------|-------------------------------|
| 1 | Sheldon (Or) | 4:07.98 | |
| | 1) 1891 Jantzen Mazziotti 12 | | 2) 1899 Kaylin Sheley 10 |
| | 3) 1896 Jane Regali 11 | | 4) 1890 Kenady Leighton 9 |
| | 5) 1881 Melissa Berry 11 | | 6) 1887 Jessica Giulietti 12 |
| 2 | Southridge | 4:06.71 | |
| | 1) 2012 Skyler Blair 11 | | 2) 2022 Caraline Ostlie 10 |
| | 3) 2011 Kaylen Blair 9 | | 4) 2014 Taylor Chiotti 11 |
| | 5) 2015 Maya Gonzalez-Hull 11 | | 6) 2019 Holly LaPlante 12 |
| 3 | Beaverton | 4:06.54 | |
| | 1) 118 Hailey Howard 10 | | 2) 117 Paris Hart 11 |
| | 3) 113 Makenna Blix 11 | | 4) 122 Natalie Perkins 11 |
| | 5) 116 Megan Harrington | | 6) 119 Madilynn Johnson 10 |
| 4 | North Medfor | 4:06.10 | |
| | 1) 1483 Courtney Denn 11 | | 2) 1487 MJ Hamilton 11 |
| | 3) 1485 Claire Ebert 11 | | 4) 1482 Talia Baker 10 |
| | 5) 1484 Michala Denn 12 | | 6) 1491 Victoria Messer 11 |
| 5 | Sprague | 4:06.17 | |
| | 1) 2043 Kaylee Mitchell 11 | | 2) 2044 Ginger Murnieks 10 |
| | 3) 2048 Alexa Smith 11 | | 4) 2036 Elise Abbott 10 |
| | 5) 2038 Natalia Cedillo-Rodrig | | 6) 2047 Kelly Shea 10 |
| 6 | Central Cath | 4:06.55 | |
| | 1) 285 Clara Boime 9 | | 2) 294 Kate Marron 9 |
| | 3) 293 Dahlia Maroney 12 | | 4) 303 Malika Washington 12 |
| | 5) 288 Kellis Dack 12 | | 6) 290 Anna Laber 12 |
| 7 | Centennial | 4:07.19 | |
| | 1) 267 Alyssa Ronnfeldt 10 | | 2) 262 Shoshana Lewis 10 |
| | 3) 266 Christina Rodriguez 9 | | 4) 270 Chloe Smith 10 |
| | 5) 271 Emily Spain 10 | | 6) 264 Gabriella Nowodworski |
| 8 | West Salem | 4:10.19 | |
| | 1) 2432 Lara Watson 12 | | 2) 2411 Elisabeth Goodrich 10 |
| | 3) 2420 Cari McCrae 12 | | 4) 2413 Lucy Jolivet 10 |
| | 5) 2429 Alexandria Tejada 9 | | 6) 2409 Aria Dyson 9 |

**2017 OSAA / U.S. BANK / LES SCHWAB TIRES
TRACK & FIELD STATE CHAMPIONSHIPS
Hayward Field, University of Oregon - 5/18/2017 to 5/20/2017
Meet Program - Saturday, May 20 - 4A, 5A, 6A**

Section 2 of 2 Finals...(Event 161 Girls 4x400 Meter Relay 6.

| | |
|------------------------------|-------------------------------|
| 1 Lincoln | 4:05.66 |
| 1) 1179 Maya Kaizuka Smith 9 | 2) 1186 Natalie Swope 11 |
| 3) 1180 Stephanie Lair 11 | 4) 1166 Ella Andoh 10 |
| 5) 1168 Kaitlyn Auth 9 | 6) 1164 Kendall Accetta 10 |
| 2 Grant | 4:04.76 |
| 1) 743 Anna Dreher 9 | 2) 750 Marin Leonard 10 |
| 3) 754 Zoe Shaw 10 | 4) 755 Cassin Wright 12 |
| 5) 741 Sophia Browning 9 | 6) 745 Edith Farrow 9 |
| 3 Newberg | 4:03.64 |
| 1) 1413 Grace Umfleet 9 | 2) 1414 Madeline Whalen 12 |
| 3) 1407 Casey Novak 11 | 4) 1402 Madison Hergert 12 |
| 5) 1404 Ashley Korb-Doty 11 | 6) 2523 Grace Hanna |
| 4 Jesuit | 4:01.82 |
| 1) 969 Lena Colson 11 | 2) 980 Chloe Jensen 12 |
| 3) 972 Hallie DeVore 10 | 4) 965 Greta Anderson 10 |
| 5) 986 Ella Nelson 9 | 6) 985 Gabby Navarro 10 |
| 5 Sunset | 4:03.32 |
| 1) 2178 Bridgette Skiba 11 | 2) 2164 Georgie Fitch 11 |
| 3) 2174 Darby Olson 11 | 4) 2169 Kelly Makin 11 |
| 5) 2176 Riley Prillwitz 12 | 6) 2182 Elizabeth Thompson 12 |
| 6 South Eugene | 4:04.14 |
| 1) 1980 Myreen Edwards 11 | 2) 1979 Julia Daniels 9 |
| 3) 1981 Madison Elmore 9 | 4) 1989 Elise Unruh-Thomas 10 |
| 5) 1984 Kate Gerl 11 | 6) 1983 Haley Francois 12 |
| 7 Tualatin | 4:05.45 |
| 1) 2312 Kennedy Oleson 12 | 2) 2304 Kate Intile 12 |
| 3) 2309 Madi Lowry 11 | 4) 2302 Keara Bingham |
| 5) 2308 Rachel Krill | |
| 8 West Linn | 4:06.02 |
| 1) 2401 Raina Hines 11 | 2) 2403 Amellia Reynolds 9 |
| 3) 2404 Isabella Rovani 10 | 4) 2399 Abigail Fillion 11 |
| 5) 2405 Rhona Watson 11 | 6) 2396 Katy Burkhartzmeyer 1 |

Event 162 Boys 4x400 Meter Relay 4A (14)

| | |
|---|----------------------------|
| NFHS: 3:07.40 1985 | Hawthorne HS |
| State Meet: 3:22.53 1984 | Sutherlin |
| K. Wells, G. Stillwell, R. Brown, P. Villagran | |
| 2016 Champ: 3:24.44 | Henley |
| L. Peterson, D. Castle, A. David, C. Ramirez | |
| Lane Team | Relay Seed Time |
| Section 1 of 2 Finals | |
| 2 Newport | 3:38.20 |
| 1) 1415 Joshua Allan 11 | 2) 1418 Morgan Bengs 12 |
| 3) 1429 Ronan Krutzikowsky 1 | 4) 1436 Jakob Spink 11 |
| 5) 1434 Riley Rooke 12 | 6) 1420 Brendan Chuck 11 |
| 3 North Bend | 3:37.25 |
| 1) 1443 Teron Catanzaro 10 | 2) 1440 Austin Barker 12 |
| 3) 1450 George LaGesse 12 | 4) 1441 Michael Brown 12 |
| 5) 1447 Martin Godinez 10 | 6) 1446 Tyson Flitcroft 10 |
| 4 Sweet Home | 3:34.54 |
| 1) 2195 Wes Parker 12 | 2) 2197 Noah Taraski 11 |
| 3) 2196 Austin Stevens 11 | 4) 2191 Nathan Hager 12 |
| 5) 2192 Lance Hanson 10 | 6) 2198 Casey Tow |
| 5 Ontario | 3:35.44 |
| 1) 1564 Sampson King 10 | 2) 1567 Reyes Romayor 12 |
| 3) 1560 Gonzalo Espinoza 11 | 4) 1559 Alex Espinoza 11 |
| 5) 1566 Javier Rodriguez 11 | 6) 1562 Mikey Iracheta 12 |
| 6 Gladstone | 3:37.56 |
| 1) 716 Dylan Farris 11 | 2) 715 Alfred Dorsey 10 |
| 3) 719 J.T. Luiggi 11 | 4) 718 Konnor Hathaway 10 |
| 5) 720 Walker Melton 11 | 6) 724 Deltric Thornton |
| 7 Philomath | 3:38.36 |
| 1) 1637 Jorge Hernandez-Delga | 2) 1632 Jared Erickson 12 |
| 3) 1634 Logan Hannigan-Down | 4) 1635 Clark Hellesto 12 |
| 5) 1639 Shaden Jensen 10 | 6) 1631 Trevin Del Nero 9 |

**2017 OSAA / U.S. BANK / LES SCHWAB TIRES
TRACK & FIELD STATE CHAMPIONSHIPS
Hayward Field, University of Oregon - 5/18/2017 to 5/20/2017
Meet Program - Saturday, May 20 - 4A, 5A, 6A**

Section 2 of 2 Finals...(Event 162 Boys 4x400 Meter Relay 4)

| | |
|----------------------------|--------------------------------|
| 1 North Valley | 3:33.24 |
| 1) 1502 Hunter Comyford 12 | 2) 1501 Jason Claffey 12 |
| 3) 1504 Connor Gratias 12 | 4) 1509 David Moreno 10 |
| 5) 1503 Shane Fields 11 | 6) 1500 Josiah Bergquist 9 |
| 2 Marshfield | 3:31.75 |
| 1) 1239 Trevor Johnson 12 | 2) 1242 Tristin Lemmons 10 |
| 3) 1228 Devin Benson 10 | 4) 1240 Zach Kellar 11 |
| 5) 1232 Ian Emlet 12 | 6) 1245 Tyler Post 11 |
| 3 Tillamook | 3:30.36 |
| 1) 2248 Kaleb Boomer 9 | 2) 2252 Kenny Kramer 11 |
| 3) 2249 Rory Coon 12 | 4) 2253 Ryland Pampush 12 |
| 5) 2251 Carl Hjelmqvist 12 | 6) 2250 Zeke Coon 9 |
| 4 Crook County | 3:29.15 |
| 1) 487 Emmett Bailor 12 | 2) 496 Dominic Langley 10 |
| 3) 492 Adrien Fournier 11 | 4) 500 Victor Ramirez 11 |
| 5) 491 Reilly Connolly | 6) 504 Shane Viescas 12 |
| 5 Valley Catho | 3:30.29 |
| 1) 2352 Joey Biever 12 | 2) 2366 Nate Schmidlin 11 |
| 3) 2358 Jacob Godshalk 12 | 4) 2359 Seancarlos Gonzalez 11 |
| 5) 2354 Patrick Dolan 9 | 6) 2360 Nate Hicken 9 |
| 6 Sisters | 3:30.95 |
| 1) 1947 Sam Garbrecht 12 | 2) 1960 Korbin Sharp 10 |
| 3) 1949 Keaton Green 10 | 4) 1948 Keegan Greaney 12 |
| 5) 1954 Jordan Pollard 11 | 6) 1946 Tucker Flannery 11 |
| 7 La Grande | 3:33.07 |
| 1) 1087 Lewis Wright 12 | 2) 1082 Tristan White 11 |
| 3) 1075 Cade Reed 11 | 4) 1081 Sajun White 10 |
| 5) 1061 Luke Bloodgood 9 | 6) 1072 Ben McLean 10 |
| 8 Klamath Unio | 3:34.29 |
| 1) 1047 Chris Case 12 | 2) 1049 Cole deGroot 10 |
| 3) 1050 Hunter Ellis 12 | 4) 1052 Paul Jennings 11 |
| 5) 1046 Ben Blake 10 | 6) 1054 Bryce Miles 12 |

Event 163 Boys 4x400 Meter Relay 5A (12)

| | | | |
|--|-------------------------------|--------------------------------|---------------------|
| NFHS: | 3:07.40 | 1985 | Hawthorne HS |
| State Meet: | 3:20.37 | 2016 | Redmond |
| C Mortenson, J Soto, D Pate, J McNamara | | | |
| 2016 Champ: | 3:20.37 | | Redmond |
| C. Mortenson, J. Soto, D. Pate, J. McNamara | | | |
| Lane | Team | Relay | Seed Time |
| Section 1 of 2 Finals | | | |
| 3 | Hood River V | | 3:35.92 |
| | 1) 904 Owen Ramsey 12 | 2) 901 Chad Klaas 10 | |
| | 3) 905 Robby Running 10 | 4) 892 Gabriel Campos-Davis 11 | |
| | 5) 909 Braxton Wilson 11 | 6) 898 Michael Jones 11 | |
| 4 | St Helens | | 3:32.27 |
| | 1) 2062 Daniel Lujano 11 | 2) 2067 Andrew Ziegler 12 | |
| | 3) 2057 Gabe Compton 11 | 4) 2054 Dylan Brady 12 | |
| | 5) 2058 Sam Estep 11 | 6) 2055 Dakotah Camberg 11 | |
| 5 | Hillsboro | | 3:33.76 |
| | 1) 880 Daniel Popovych 9 | 2) 872 Isaiah DiRienzo 11 | |
| | 3) 876 Josh Jones 12 | 4) 879 Daekwon Mitchell 11 | |
| | 5) 874 Imani Jamali 10 | 6) 884 Stephen Rufus 12 | |
| 6 | Bend | | 3:36.18 |
| | 1) 147 EG Pierce 11 | 2) 146 Brady Petz 10 | |
| | 3) 137 Ethan Elliott 12 | 4) 143 Maitu Millar-Sanchez 11 | |
| | 5) 150 Jacob Schaumloeffel 12 | 6) 152 Trevor Wilber 10 | |

**2017 OSAA / U.S. BANK / LES SCHWAB TIRES
TRACK & FIELD STATE CHAMPIONSHIPS
Hayward Field, University of Oregon - 5/18/2017 to 5/20/2017
Meet Program - Saturday, May 20 - 4A, 5A, 6A**

Section 2 of 2 Finals...(Event 163 Boys 4x400 Meter Relay 5/

| | | | |
|---|-------------------------------|---------|--------------------------------|
| 1 | Hermiston | 3:30.48 | |
| | 1) 854 Tyler Rohrman 11 | | 2) 844 Felix Garcia 12 |
| | 3) 855 Isaac Sanchez 11 | | 4) 850 Alexis Mercado 12 |
| | 5) 845 Joey Guitierrez 11 | | 6) 853 Jose Rodriguez 12 |
| 2 | Summit | 3:29.44 | |
| | 1) 2141 Ben Graziani 11 | | 2) 2137 Connor Duggan 11 |
| | 3) 2138 Brayden Durfee 12 | | 4) 2128 Jett Ballantyne 11 |
| | 5) 2139 Chad Ford 11 | | 6) 2145 Scott Kinkade 12 |
| 3 | Central | 3:29.10 | |
| | 1) 281 Sterling Hutchinson 11 | | 2) 277 Josh Dickson |
| | 3) 283 Zachary Meyer 12 | | 4) 276 Issac Burgett 11 |
| | 5) 280 Jose Herrera 12 | | 6) 284 Aaron Padilla 11 |
| 4 | Crescent Val | 3:28.33 | |
| | 1) 469 Ben Canfield 10 | | 2) 476 Talanoa Hufanga 11 |
| | 3) 478 AJ Sandvig 11 | | 4) 482 Isaac Wilson 12 |
| | 5) 470 Jayden Colvig 12 | | 6) 468 Trey Adams 12 |
| 5 | Crater | 3:28.91 | |
| | 1) 454 Cal Duke 11 | | 2) 459 Austin Kramer 12 |
| | 3) 462 Ryland McCullough 9 | | 4) 463 Andy Monroe 11 |
| 6 | Sandy | 3:29.19 | |
| | 1) 1807 Cole Hoecker 10 | | 2) 1815 Nolberto Perez-Aguiler |
| | 3) 1821 Dallin Thomas 10 | | 4) 1810 Glynne McGaughey 10 |
| | 5) 1820 Tommy Stiles 11 | | 6) 1812 Abraham Mitchell 12 |
| 7 | Ashland | 3:30.15 | |
| | 1) 45 Ian Rinefort 11 | | 2) 44 Hakim Pries 11 |
| | 3) 2520 Nolan Rinefort 9 | | 4) 40 Alex Franklin 11 |
| | 5) 42 EJ Holland 9 | | 6) 2521 Arlo Davis 9 |
| 8 | Wilsonville | 3:32.19 | |
| | 1) 2497 Tharen Blood 12 | | 2) 2506 Andrew Merrick 12 |
| | 3) 2499 Dane Collins 10 | | 4) 2502 Reece Green 11 |
| | 5) 2511 Parker Shaw 12 | | 6) 2508 Micah Ott 9 |

Event 164 Boys 4x400 Meter Relay 6A (16)

| | | |
|---|------------------------------|-----------------------------|
| NFHS: 3:07.40 1985 | | Hawthorne HS |
| State Meet: 3:16.82 1990 | | Benson |
| V. Watson, A. Jamison, J. Miles, L. Pierce | | |
| 2016 Champ: 3:19.16 | | Sheldon |
| Da. Williams, J. Higgins, Di. Williams, C.O'Connor | | |
| Lane | Team | Relay Seed Time |
| Section 1 of 2 Finals | | |
| 1 | Grant | 3:29.21 |
| | 1) 752 Philip Quinton 11 | 2) 747 Marcus Harris 10 |
| | 3) 740 Saivon Brown 11 | 4) 751 Ryan O'Connor 11 |
| | 5) 748 Ben Kerr 9 | 6) 749 Fred Kerr 11 |
| 2 | Westview | 3:28.97 |
| | 1) 2475 Trevor Ross 11 | 2) 2476 Brady Sledd 10 |
| | 3) 2479 Nathan Willins 11 | 4) 2473 Keizo Morgan 11 |
| | 5) 2470 Payton Kubalsky 10 | 6) 2467 Y'Zir Foster 12 |
| 3 | Southridge | 3:28.04 |
| | 1) 2018 Jonathan Hill 11 | 2) 2017 Eirik Haugbro 12 |
| | 3) 2016 Kieran Halewyn 12 | 4) 2013 Josiah Carpenter 12 |
| | 5) 2010 Cullen Allard 12 | 6) 2021 Daniel Olson 12 |
| 4 | Jesuit | 3:27.75 |
| | 1) 966 Antonio Angel 11 | 2) 996 Alex Wan 11 |
| | 3) 968 Briceton Branch Jr 11 | 4) 982 Andrew Lang 12 |
| | 5) 988 Amogh Patki 12 | 6) 978 Gary Hollands 10 |
| 5 | Franklin | 3:27.98 |
| | 1) 702 Davis Robbins 11 | 2) 699 Connor Griffin 12 |
| | 3) 703 Tyler Straub 12 | 4) 701 Henry Mong 12 |
| | 5) 704 Derrick Temple 12 | 6) 698 Will Eaton 11 |
| 6 | Tualatin | 3:28.76 |
| | 1) 2311 Andrew McDade 9 | 2) 2310 Sean MacPherson 12 |
| | 3) 2314 Andrew Payton 9 | 4) 2303 Ryan Cavinta 12 |
| | 5) 2315 Davis Payton | 6) 2299 Jalen Allen |
| 7 | Gresham | 3:29.13 |
| | 1) 792 Jared Rucker 11 | 2) 787 Nathan Luck 11 |
| | 3) 793 Joel Yasin 10 | 4) 791 Lucas Rhinevault 10 |
| | 5) 788 Sean McMurray 12 | |
| 8 | Sprague | 3:30.84 |
| | 1) 2037 Keaton Beckmann 12 | 2) 2041 Dustin Jackson 12 |
| | 3) 2050 Jarod Smith 11 | 4) 2039 Colby Evenson 11 |
| | 5) 2046 Lucas Schnell 11 | 6) 2040 Gabriel Garcia 10 |

**2017 OSAA / U.S. BANK / LES SCHWAB TIRES
TRACK & FIELD STATE CHAMPIONSHIPS
Hayward Field, University of Oregon - 5/18/2017 to 5/20/2017
Meet Program - Saturday, May 20 - 4A, 5A, 6A**

Section 2 of 2 Finals...(Event 164 Boys 4x400 Meter Relay 6/

| | | |
|--------------------------------|-------------------------------|-------|
| 1 West Salem | 3:26.77 | _____ |
| 1) 2415 Brennen Le Bel 11 | 2) 2433 Valeriy Yurchak 12 | |
| 3) 2424 Ahmed Muhumed 12 | 4) 2423 Jacob Miller 11 | |
| 5) 2410 Eric Elizarranga Orege | 6) 2428 Rafael Suarez Hernand | |
| 2 Sheldon (Or) | 3:25.43 | _____ |
| 1) 1902 Ben Watson 11 | 2) 1889 Braedon Holt 10 | |
| 3) 1888 Jenner Higgins 12 | 4) 1884 Matthew Burgess 10 | |
| 5) 1898 Wyatt Seidel 11 | 6) 1903 Jacob Williams 12 | |
| 3 Newberg | 3:24.47 | _____ |
| 1) 1399 Kyle Charbonneau 11 | 2) 1401 Peter Gentile 12 | |
| 3) 1412 Michael Tarakhchyan 1 | 4) 1398 Cole Alteneeder 11 | |
| 5) 2522 Anthony Adams | 6) 1406 Hunter Moen 12 | |
| 4 Oregon City | 3:22.43 | _____ |
| 1) 1582 Mark Mironichenko 12 | 2) 1578 Wyatt Lovell 10 | |
| 3) 1573 Rieker Daniel 12 | 4) 1576 Jake Harthun 12 | |
| 5) 1580 Israel Miles 11 | 6) 1572 Indy Daniel | |
| 5 Central Cath | 3:24.46 | _____ |
| 1) 289 Austin Hill 11 | 2) 292 Parker Mann 12 | |
| 3) 304 Korbin Williams 11 | 4) 296 William Mundy 11 | |
| 5) 286 Eric Brecht 11 | 6) 301 Alex Soo 11 | |
| 6 Grants Pass | 3:25.05 | _____ |
| 1) 772 William Gross 12 | 2) 776 Alex Jarvis 12 | |
| 3) 767 Nathan Burton 11 | 4) 779 Ethan Moe 11 | |
| 5) 774 Blain Hobbs 10 | 6) 769 Randy Clark 10 | |
| 7 Tigard | 3:26.50 | _____ |
| 1) 2239 Cole Green 11 | 2) 2238 Hunter Gilbert 9 | |
| 3) 2241 Braden Lenzy 11 | 4) 2237 Cole Bankston 12 | |
| 5) 2240 Peyton Kuffel 11 | 6) 2246 Zane Woodard | |
| 8 South Medfor | 3:27.00 | _____ |
| 1) 1995 Keegan Losinski 9 | 2) 1992 Ty Boster 11 | |
| 3) 1990 Austin Boster 9 | 4) 1996 Victor Mitchell 12 | |
| 5) 1993 Reed Hungerford 10 | 6) 2525 Luke Ramirez 11 | |

Event 171 Girls Triple Jump 4A (14)

Boards will be at 28' and 32'
NFHS: 44-02.25 2001 **Ychindra Spears**
State Meet: 38-06.50 2016 **Darian Hageman**
2016 Champ: 38-06.50 **Darian Hageman**

| Pos | Name | Yr | School | Seed | Mark |
|-----------------------------|----------------------|-----------|---------------|-------------|-------------|
| Flight 1 of 2 Finals | | | | | |
| 1 | 1561 Easton Hartley | 10 | Ontario | 29-09.25 | _____ |
| 2 | 1063 Kelsey Brown | 11 | La Grande | 30-00.00 | _____ |
| 3 | 177 Abbey Schreiber | 12 | Brookings-Ha | 30-08.50 | _____ |
| 4 | 725 Chloe Villanueva | 9 | Gladstone | 32-02.25 | _____ |
| 5 | 1943 Jade Anaya | 9 | Sisters | 32-04.00 | _____ |
| 6 | 2193 Dana Hiett | 12 | Sweet Home | 32-10.00 | _____ |
| 7 | 721 Jillian Sharp | 12 | Gladstone | 33-00.75 | _____ |

Flight 2 of 2 Finals

| | | | |
|------------------------|-----------------|----------|-------|
| 1 1640 Molly Klipfel | 12 Philomath | 33-05.00 | _____ |
| 2 1846 Kyrah Harrison | 9 Scappoose | 33-07.25 | _____ |
| 3 1243 Elise Martin | 10 Marshfield | 33-09.75 | _____ |
| 4 866 Kaylee Krusemark | 11 Hidden Valle | 34-01.00 | _____ |
| 5 863 Jenelle Hurley | 10 Hidden Valle | 34-05.00 | _____ |
| 6 220 Kalulu Ngaida | 11 Cascade | 35-10.00 | _____ |
| 7 54 Darian Hageman | 11 Astoria | 37-03.50 | _____ |

Event 172 Girls Triple Jump 5A (12)

Boards will be at 28' and 32'
NFHS: 44-02.25 2001 **Ychindra Spears**
State Meet: 38-10.50 2007 **Ashley Potter**
2016 Champ: 36-01.75 **Camille Weaver**

| Pos | Name | Yr | School | Seed | Mark |
|-----------------------------|---------------------------|-----------|---------------|-------------|-------------|
| Flight 1 of 1 Finals | | | | | |
| 1 | 1213 Megan Kimball | 11 | Marist | 33-00.75 | _____ |
| 2 | 2507 Marisa Meyer | 11 | Wilsonville | 33-02.50 | _____ |
| 3 | 1719 Miranda Evans | 9 | Putnam | 33-04.25 | _____ |
| 4 | 544 Hailey VanWell | 9 | Dallas | 33-11.75 | _____ |
| 5 | 2053 Gabriel Mathews | 11 | Springfield | 34-04.00 | _____ |
| 6 | 1928 Christine Bjerremanc | 12 | Silverton | 34-05.00 | _____ |
| 7 | 1620 Kiara Glover | 12 | Pendleton | 34-07.50 | _____ |
| 8 | 2130 Emma Brooks | 10 | Summit | 35-01.50 | _____ |
| 9 | 149 Leah Richards | 9 | Bend | 35-07.25 | _____ |
| 10 | 857 Ebony Wilson | 12 | Hermiston | 36-01.50 | _____ |
| 11 | 2155 Asha Turnbull | 9 | Summit | 36-05.00 | _____ |
| 12 | 2157 Camille Weaver | 12 | Summit | 37-04.00 | _____ |

Event 173 Girls Triple Jump 6A (16)

Boards will be at 28' and 32'
NFHS: 44-02.25 2001 **Ychindra Spears**
State Meet: 40-06.75 1992 **Kecoma Wardford**
2016 Champ: 38-04 **Karina Moreland**

| Pos | Name | Yr | School | Seed | Mark |
|-----------------------------|------------------------|-----------|---------------|-------------|-------------|
| Flight 1 of 2 Finals | | | | | |
| 1 | 766 Camdyn Bruner | 9 | Grants Pass | 33-05.50 | _____ |
| 2 | 2484 Rachel Strasdas | 12 | Willamette | 33-06.50 | _____ |
| 3 | 1200 Rosie Folger-vent | 10 | Madison | 34-01.50 | _____ |
| 4 | 13 Mariah Liggins | 11 | Aloha | 34-09.75 | _____ |
| 5 | 556 Savannah Proske | 11 | David Dougla | 34-10.50 | _____ |
| 6 | 348 Isabelle Combs | 9 | Clackamas | 35-01.00 | _____ |
| 7 | 316 Courtney Buckley | 12 | Century | 35-05.25 | _____ |
| 8 | 2242 Sareena Patzke | 12 | Tigard | 35-08.00 | _____ |
| Flight 2 of 2 Finals | | | | | |
| 1 | 298 Maija-Linh Pham | 11 | Central Cath | 35-10.50 | _____ |
| 2 | 739 Judith Baxter Game | 11 | Grant | 36-07.00 | _____ |
| 3 | 1745 Peace Igbonagwam | 11 | Reynolds | 36-08.00 | _____ |
| 4 | 2391 Tiffany Forrest | 10 | West Albany | 36-11.00 | _____ |
| 5 | 2421 Elea McCrae | 11 | West Salem | 37-00.75 | _____ |
| 6 | 1404 Ashley Korb-Doty | 11 | Newberg | 37-01.00 | _____ |
| 7 | 1497 Rebekah Miller | 10 | North Salem | 37-06.00 | _____ |
| 8 | 2419 Taylor McCarrell | 10 | West Salem | 37-10.50 | _____ |

**2017 OSAA / U.S. BANK / LES SCHWAB TIRES
TRACK & FIELD STATE CHAMPIONSHIPS
Hayward Field, University of Oregon - 5/18/2017 to 5/20/2017
Meet Program - Saturday, May 20 - 4A, 5A, 6A**

Event 174 Boys Triple Jump 4A (14)

Boards will be at 36' and 42'

NFHS: 52-10.50 1980 Charles Mayfield
State Meet: 49-04.75 2002 Dominique Easterling
2016 Champ: 46-02.50 Dillon Zheol

| Pos | Name | Yr | School | Seed Mark |
|-----|------|----|--------|-----------|
|-----|------|----|--------|-----------|

Flight 1 of 2 Finals

| | | | | |
|---|----------------------|----|--------------|----------|
| 1 | 1852 Nate Maller | 11 | Scappoose | 39-11.50 |
| 2 | 431 Tucker Porter | 12 | Cottage Grov | 40-02.00 |
| 3 | 1083 Zach Wiggins | 9 | La Grande | 40-02.50 |
| 4 | 1877 Phoenix Johnson | 12 | Seaside | 40-03.25 |
| 5 | 1419 Jostan Brown | 12 | Newport | 40-03.50 |
| 6 | 1023 Brandon Land | 12 | Junction Cit | 40-04.00 |
| 7 | 496 Dominic Langley | 10 | Crook County | 40-08.50 |

Flight 2 of 2 Finals

| | | | | |
|---|---------------------------|----|--------------|----------|
| 1 | 1246 Sirius Robie | 10 | Marshfield | 40-08.75 |
| 2 | 1079 Nickolas Tsiatsos | 10 | La Grande | 40-10.50 |
| 3 | 1480 Ulises Vargas | 12 | North Marion | 40-10.75 |
| 4 | 1513 Christian Wytcherley | 11 | North Valley | 41-11.00 |
| 5 | 1239 Trevor Johnson | 12 | Marshfield | 41-11.50 |
| 6 | 488 Noah Carmack | 12 | Crook County | 42-01.50 |
| 7 | 860 Elijah Castro | 12 | Hidden Valle | 42-04.50 |

Event 175 Boys Triple Jump 5A (12)

Boards will be at 36' and 42'

NFHS: 52-10.50 1980 Charles Mayfield
State Meet: 47-04 2014 Cameron Retherford
2016 Champ: 46-01.25 Samuel Jackson

| Pos | Name | Yr | School | Seed Mark |
|-----|------|----|--------|-----------|
|-----|------|----|--------|-----------|

Flight 1 of 1 Finals

| | | | | |
|----|-------------------------|----|--------------|----------|
| 1 | 848 Hiram Maciel | 12 | Hermiston | 41-05.25 |
| 2 | 130 Nick Armstrong | 12 | Bend | 42-06.75 |
| 3 | 907 Jonah Tactay | 11 | Hood River V | 42-07.75 |
| 4 | 46 Jeremiah Sherrynewby | 12 | Ashland | 42-09.25 |
| 5 | 2158 Casey Weaver | 12 | Summit | 43-06.00 |
| 6 | 329 Elijah Fields | 10 | Churchill | 43-07.00 |
| 7 | 2154 Ryan Tennant | 11 | Summit | 43-10.75 |
| 8 | 546 Aaron White | 12 | Dallas | 43-11.25 |
| 9 | 540 Jacob Deming | 12 | Dallas | 44-05.25 |
| 10 | 2062 Daniel Lujano | 11 | St Helens | 44-07.00 |
| 11 | 1818 Maxwell Shannon | 11 | Sandy | 44-09.00 |
| 12 | 332 Samuel Jackson | 12 | Churchill | 45-01.00 |

Event 176 Boys Triple Jump 6A (16)

Boards will be at 36' and 42'

NFHS: 52-10.50 1980 Charles Mayfield
State Meet: 51-00 1985 Latin Berry
2016 Champ: 49-01.25 Harrison Schrage

| Pos | Name | Yr | School | Seed Mark |
|-----|------|----|--------|-----------|
|-----|------|----|--------|-----------|

Flight 1 of 2 Finals

| | | | | |
|---|----------------------|----|--------------|----------|
| 1 | 1202 Siyat Mohamed | 12 | Madison | 42-05.00 |
| 2 | 2020 Alex Lee | 12 | Southridge | 42-07.50 |
| 3 | 291 Vincenzo Logan | 11 | Central Cath | 42-09.50 |
| 4 | 780 Tayler Phillips | 11 | Grants Pass | 42-09.75 |
| 5 | 1774 Cabree Figueroa | 10 | Roosevelt | 42-11.00 |
| 6 | 2480 Tanner Branson | 10 | Willamette | 43-00.00 |
| 7 | 2430 Simon Thompson | 10 | West Salem | 43-01.75 |
| 8 | 292 Parker Mann | 12 | Central Cath | 43-04.00 |

Flight 2 of 2 Finals

| | | | | |
|---|-----------------------|----|--------------|----------|
| 1 | 1897 DJ Seguin | 10 | Sheldon (Or) | 43-04.50 |
| 2 | 112 Chris Blanchard | 12 | Beaverton | 43-05.75 |
| 3 | 1411 Davis Smith | 11 | Newberg | 43-09.00 |
| 4 | 1498 Isaiah O Connell | 12 | North Salem | 44-02.50 |
| 5 | 265 Jesse Porter | 12 | Centennial | 44-08.50 |
| 6 | 785 Joseph Harris | 12 | Gresham | 45-00.50 |
| 7 | 1403 Taylor Howard | 12 | Newberg | 45-03.00 |
| 8 | 1746 Able Taylor | 12 | Reynolds | 46-02.50 |

Event 179 Girls High Jump 6A (17)

Start 5'0"; 2" to 5'4"; 1" increments thereafter

NFHS: 6-04 2009 Toni Young
State Meet: 5-10 1989 Laurel Roberts
2016 Champ: 5-05 Aubree Esterline

| Pos | Name | Yr | School | Seed Mark |
|-----|------|----|--------|-----------|
|-----|------|----|--------|-----------|

Flight 1 of 1 Finals

| | | | | |
|----|-------------------------|----|--------------|---------|
| 1 | 1160 Breeze Bartle | 9 | Liberty | 4-11.00 |
| 2 | 1779 Hannah Bartlett | 10 | Roseburg | 5-00.00 |
| 3 | 1405 Savanna Milroy | 12 | Newberg | 5-00.00 |
| 4 | 261 Alivia Jackson | 12 | Centennial | 5-00.00 |
| 5 | 1978 Taylor Chocek | 9 | South Eugene | 5-00.00 |
| 6 | 15 Shania Parker | 11 | Aloha | 5-00.00 |
| 7 | 771 Aubree Esterline | 11 | Grants Pass | 5-00.00 |
| 8 | 1895 Amber Prevedello | 12 | Sheldon (Or) | 5-00.00 |
| 9 | 1200 Rosie Folger-vent | 10 | Madison | 5-00.50 |
| 10 | 1177 Stephanie Hamilton | 12 | Lincoln | 5-01.00 |
| 11 | 1126 Alexa Harris | 12 | Lakeridge | 5-01.50 |
| 12 | 790 Destiny Ogbeama | 10 | Gresham | 5-02.00 |
| 13 | 263 Madison McHone | 10 | Centennial | 5-02.00 |
| 14 | 1284 Hallie Johnson | 10 | McMinnville | 5-03.00 |
| 15 | 556 Savannah Proske | 11 | David Dougla | 5-03.00 |
| 16 | 2390 Mary Almen | 12 | West Albany | 5-04.00 |
| 17 | 1173 Sydney Denham | 12 | Lincoln | 5-05.00 |

**2017 OSAA / U.S. BANK / LES SCHWAB TIRES
TRACK & FIELD STATE CHAMPIONSHIPS
Hayward Field, University of Oregon - 5/18/2017 to 5/20/2017
Meet Program - Saturday, May 20 - 4A, 5A, 6A**

Event 180 Boys High Jump 4A (14)

Start 5'10"; 2" increments to 6'0"; 1" increments thereafter

NFHS: 7-05.75 2009 James White
State Meet: 6-09.25 1997 Kyley Johnson
2016 Champ: 6-06 Brendan Thurber-Blaser

| Pos | Name | Yr | School | Seed | Mark |
|-----------------------------|---------------------------|----|--------------|---------|-------|
| Flight 1 of 1 Finals | | | | | |
| 1 | 1083 Zach Wiggins | 9 | La Grande | 5-08.00 | _____ |
| 2 | 1513 Christian Wytcherley | 11 | North Valley | 5-08.00 | _____ |
| 3 | 1088 Hunter Youngblood | 10 | La Grande | 5-08.00 | _____ |
| 4 | 1442 Giovanni Byers | 11 | North Bend | 5-10.00 | _____ |
| 5 | 180 Ryan Steendahl | 11 | Brookings-Ha | 5-10.00 | _____ |
| 6 | 824 Boot Clark | 12 | Henley | 5-10.00 | _____ |
| 7 | 56 Karsten Johnson | 11 | Astoria | 5-10.00 | _____ |
| 8 | 1023 Brandon Land | 12 | Junction Cit | 5-11.00 | _____ |
| 9 | 1317 Marcus Simpson | 11 | Molalla | 6-00.00 | _____ |
| 10 | 1877 Phoenix Johnson | 12 | Seaside | 6-00.00 | _____ |
| 11 | 1422 Stuart Follett | 11 | Newport | 6-00.00 | _____ |
| 12 | 716 Dylan Farris | 11 | Gladstone | 6-00.00 | _____ |
| 13 | 433 Erick Vallejo Giffen | 10 | Cottage Grov | 6-01.00 | _____ |
| 14 | 1425 Tyler Hanrahan | 12 | Newport | 6-02.00 | _____ |

Event 181 Boys High Jump 5A (12)

Start 6'0"; 2" increments to 6'2"; 1" increments thereafter

NFHS: 7-05.75 2009 James White
State Meet: 7-00.50 2007 Billy Butler
2016 Champ: 6-02 Colton Myers

| Pos | Name | Yr | School | Seed | Mark |
|-----------------------------|------------------------|----|-----------|---------|-------|
| Flight 1 of 1 Finals | | | | | |
| 1 | 1925 Shon Ackermann | 12 | Silverton | 5-10.00 | _____ |
| 2 | 131 Raymond Blasquez | 11 | Bend | 5-10.00 | _____ |
| 3 | 2232 Ethan Powell | 11 | Thurston | 6-00.00 | _____ |
| 4 | 2132 Jackson Buresh | 9 | Summit | 6-00.50 | _____ |
| 5 | 2226 Tyson Haas | 11 | Thurston | 6-01.00 | _____ |
| 6 | 848 Hiram Maciel | 12 | Hermiston | 6-02.00 | _____ |
| 7 | 1819 Jackson Staples | 10 | Sandy | 6-02.00 | _____ |
| 8 | 1622 Jonathan Stuvland | 12 | Pendleton | 6-02.00 | _____ |
| 9 | 849 Jackson Mechado | 11 | Hermiston | 6-03.00 | _____ |
| 10 | 1215 Pierce LaCoste | 11 | Marist | 6-03.00 | _____ |
| 11 | 2055 Dakotah Camberg | 11 | St Helens | 6-04.00 | _____ |
| 12 | 1932 Coleton Myers | 12 | Silverton | 6-04.00 | _____ |

Event 182 Boys High Jump 6A (16)

Start 6'0"; 2" increments to 6'4"; 1" increment thereafter

NFHS: 7-07.75 2009 James White
State Meet: 7-00.25 1993 Chris Nelson
2016 Champ: 6-07 Beau Sheeran

| Pos | Name | Yr | School | Seed | Mark |
|-----------------------------|-------------------------|----|--------------|---------|-------|
| Flight 1 of 1 Finals | | | | | |
| 1 | 2393 Matt Ramirez | 12 | West Albany | 5-09.00 | _____ |
| 2 | 210 Ethan Dawson-Hurley | 12 | Canby | 5-10.00 | _____ |
| 3 | 1498 Isaiah O Connell | 12 | North Salem | 5-11.00 | _____ |
| 4 | 1131 Joshua Robins | 12 | Lakeridge | 6-00.00 | _____ |
| 5 | 2492 Max Lommen | 12 | Wilson | 6-00.50 | _____ |
| 6 | 1162 Henry Hamilton | 12 | Liberty | 6-01.00 | _____ |
| 7 | 955 Ramontre Williams | 12 | Jefferson | 6-01.00 | _____ |
| 8 | 982 Andrew Lang | 12 | Jesuit | 6-01.00 | _____ |
| 9 | 349 Jakobe Erskine | 11 | Clackamas | 6-02.00 | _____ |
| 10 | 1880 Aidan Acord | 11 | Sheldon (Or) | 6-02.00 | _____ |
| 11 | 785 Joseph Harris | 12 | Gresham | 6-03.00 | _____ |
| 12 | 780 Tayler Phillips | 11 | Grants Pass | 6-03.00 | _____ |
| 13 | 1997 Peyton Shipley | 11 | South Medfor | 6-03.00 | _____ |
| 14 | 1202 Siyat Mohamed | 12 | Madison | 6-04.00 | _____ |
| 15 | 2474 Isaac Overson | 12 | Westview | 6-05.00 | _____ |
| 16 | 125 Beau Sheeran | 12 | Beaverton | 6-06.00 | _____ |

Event 183 Girls Pole Vault 4A (16)

Start 9'0"; 6" increments to 10'6"; 3" increments thereafter

NFHS: 14-02.75 2011 Morgan LeLeux
State Meet: 12-05 2010 Sammie Clark
2016 Champ: 10-06 Amanda Wiebenga

| Pos | Name | Yr | School | Seed | Mark |
|-----------------------------|-----------------------|----|--------------|----------|-------|
| Flight 1 of 1 Finals | | | | | |
| 1 | 1280 Camille Riley | 12 | McLoughlin | 7-00.00 | _____ |
| 2 | 714 Cameron Cronin | 11 | Gladstone | 7-06.00 | _____ |
| 3 | 827 Sisalee Parrish | 12 | Henley | 8-06.00 | _____ |
| 4 | 641 Marissa Shults | 12 | Elmira | 9-00.00 | _____ |
| 5 | 60 Shrida Sharma | 12 | Astoria | 9-00.00 | _____ |
| 6 | 1086 Lauren Woodworth | 12 | La Grande | 9-00.00 | _____ |
| 7 | 1628 Lily Bogard | 11 | Philomath | 9-00.00 | _____ |
| 8 | 1956 Erynn Ricker | 11 | Sisters | 9-00.00 | _____ |
| 9 | 505 Faith Wagner | 10 | Crook County | 9-06.00 | _____ |
| 10 | 1452 Kalista Ross | 11 | North Bend | 9-11.00 | _____ |
| 11 | 223 Amanda Wiebenga | 12 | Cascade | 10-00.00 | _____ |
| 12 | 1048 Nishi Chase | 12 | Klamath Unio | 10-00.00 | _____ |
| 13 | 1224 Jamie Anderson | 11 | Marshfield | 10-06.00 | _____ |
| 14 | 54 Darian Hageman | 11 | Astoria | 10-06.00 | _____ |
| 15 | 177 Abbey Schreiber | 12 | Brookings-Ha | 10-06.00 | _____ |
| 16 | 1222 Khaley Aguilar | 10 | Marshfield | 10-09.00 | _____ |

**2017 OSAA / U.S. BANK / LES SCHWAB TIRES
TRACK & FIELD STATE CHAMPIONSHIPS
Hayward Field, University of Oregon - 5/18/2017 to 5/20/2017
Meet Program - Saturday, May 20 - 4A, 5A, 6A**

Event 184 Girls Pole Vault 5A (12)

Start 9'0"; 6" increments to 11'0"; 3" increments thereafter

NFHS: 14-02.75 2011

Morgan LeLeux

State Meet: 12-09.50 2009

Mariah Roberge

2016 Champ: 11-06.25

Emily Showers

| Pos | Name | Yr | School | Seed | Mark |
|-----|------|----|--------|------|------|
|-----|------|----|--------|------|------|

Flight 1 of 1 Finals

| | | | | | |
|----|------------------------|----|--------------|--|----------|
| 1 | 897 Barrett Ihde | 10 | Hood River V | | 8-06.00 |
| 2 | 2531 Keyanie Guyette | 11 | South Albany | | 9-00.00 |
| 3 | 1112 Teresa Tamashiro | 12 | La Salle Pre | | 9-00.00 |
| 4 | 1977 Emileigh Wuerst | 11 | South Albany | | 9-00.00 |
| 5 | 1621 Hailey Kendrick | 12 | Pendleton | | 9-03.00 |
| 6 | 2235 Shaye Vanderville | 12 | Thurston | | 9-09.00 |
| 7 | 330 Emmaleise Freeman | 9 | Churchill | | 10-00.00 |
| 8 | 465 Emily Thomason | 11 | Crater | | 10-06.00 |
| 9 | 1289 Shelby Jarvis | 12 | Milwaukie | | 10-06.00 |
| 10 | 328 Delaney Fields | 11 | Churchill | | 10-09.00 |
| 11 | 134 Alana Dickson | 12 | Bend | | 11-02.00 |
| 12 | 151 Emily Showers | 11 | Bend | | 11-11.00 |

Event 187 Boys Pole Vault 5A (12)

Start 12'6"; 6" increments to 14'0"; 3" increments thereafter

NFHS: 18-02.25 1999

Eric Eshbach

State Meet: 15-08 2014

Liam Henshaw

2016 Champ: 15-00

Parker Kennedy

| Pos | Name | Yr | School | Seed | Mark |
|-----|------|----|--------|------|------|
|-----|------|----|--------|------|------|

Flight 1 of 1 Finals

| | | | | | |
|----|-------------------------|----|--------------|--|----------|
| 1 | 893 Dylan Chambers | 11 | Hood River V | | 12-00.00 |
| 2 | 901 Chad Klaas | 10 | Hood River V | | 12-06.00 |
| 3 | 141 Wade Jacobus | 10 | Bend | | 12-07.00 |
| 4 | 1976 Thomas Witney | 12 | South Albany | | 12-09.00 |
| 5 | 1113 Jason Waters | 12 | La Salle Pre | | 13-00.00 |
| 6 | 2064 Mason Rask | 12 | St Helens | | 13-00.00 |
| 7 | 538 Jacob Collins | 12 | Dallas | | 13-06.00 |
| 8 | 2236 Nathan Wirth | 12 | Thurston | | 13-09.00 |
| 9 | 136 Ethan Edwards | 11 | Bend | | 13-09.00 |
| 10 | 46 Jeremiah Sherrynewby | 12 | Ashland | | 14-00.00 |
| 11 | 146 Brady Petz | 10 | Bend | | 14-06.00 |
| 12 | 1354 Tristan Scott | 12 | Mountain Vie | | 14-06.00 |

Event 189 Girls Shot Put 4A (14)

NFHS: 54-10.75 2003

Michelle Carter

State Meet: 48-07 1988

Christy Ward

2016 Champ: 42-00.75

Rachel Bring

| Pos | Name | Yr | School | Seed | Mark |
|-----|------|----|--------|------|------|
|-----|------|----|--------|------|------|

Flight 1 of 2 Finals

| | | | | | |
|---|----------------------|----|--------------|--|----------|
| 1 | 62 Paige Burchard | 12 | Baker | | 30-01.00 |
| 2 | 2187 Kiersten Porter | 11 | Sutherlin | | 30-03.75 |
| 3 | 426 Cassidy Herbert | 10 | Cottage Grov | | 30-10.50 |
| 4 | 1555 Katie Adams | 9 | Ontario | | 31-11.00 |
| 5 | 2119 Lauren Baddeley | 12 | Stayton | | 32-04.00 |
| 6 | 2517 Sadie Horne | 10 | Yamhill-Carl | | 33-04.00 |
| 7 | 1843 Mackenzie Ela | 11 | Scappoose | | 34-09.00 |

Flight 2 of 2 Finals

| | | | | | |
|---|------------------------|----|--------------|--|----------|
| 1 | 864 Hallee Jessee | 10 | Hidden Valle | | 35-02.25 |
| 2 | 1316 Katie Sandberg | 10 | Molalla | | 36-08.00 |
| 3 | 1056 Kiya Wilder | 12 | Klamath Unio | | 37-03.25 |
| 4 | 594 Darian Mitchell | 12 | Douglas | | 38-03.00 |
| 5 | 1875 Gretchen Hoekstre | 10 | Seaside | | 38-04.25 |
| 6 | 1306 Rachel Bring | 12 | Molalla | | 40-03.00 |
| 7 | 1966 Carissa Oliver | 12 | Siuslaw | | 41-05.00 |

Event 190 Girls Shot Put 5A (13)

NFHS: 54-10.75 2003

Michelle Carter

State Meet: 41-11 2008

Alesha Trattner

2016 Champ: 40-03.75

Emma Hickman

| Pos | Name | Yr | School | Seed | Mark |
|-----|------|----|--------|------|------|
|-----|------|----|--------|------|------|

Flight 1 of 1 Finals

| | | | | | |
|----|-----------------------|----|--------------|--|----------|
| 1 | 1155 Morgan Hopkins | 10 | Lebanon | | 32-02.00 |
| 2 | 410 Ellie Harding | 11 | Corvallis | | 32-10.50 |
| 3 | 2051 Kate Bakken | 10 | Springfield | | 33-11.75 |
| 4 | 47 Lillian Smith | 11 | Ashland | | 34-10.50 |
| 5 | 846 Madelyn Juul | 11 | Hermiston | | 36-01.25 |
| 6 | 148 Kayla Rambo | 11 | Bend | | 36-03.75 |
| 7 | 2514 Magie Woginrich | 11 | Wilsonville | | 36-05.00 |
| 8 | 1346 Cassidy Hughes | 11 | Mountain Vie | | 36-08.00 |
| 9 | 2152 Haley Smith | 11 | Summit | | 36-08.50 |
| 10 | 1806 Hanna Green | 11 | Sandy | | 37-04.50 |
| 11 | 851 Stephanie Micars | 11 | Hermiston | | 37-09.00 |
| 12 | 1816 Keeley Rasmussen | 10 | Sandy | | 38-04.50 |
| 13 | 1804 Hannah Gillies | 10 | Sandy | | 39-02.50 |

Event 191 Girls Shot Put 6A (16)

NFHS: 54-10.75 2003

Michelle Carter

State Meet: 49-08 2005

Stephanie Horton

2016 Champ: 46-05.75

Maddie Rabing

| Pos | Name | Yr | School | Seed | Mark |
|-----|------|----|--------|------|------|
|-----|------|----|--------|------|------|

Flight 1 of 2 Finals

| | | | | | |
|---|-----------------------|----|--------------|--|----------|
| 1 | 1776 Litz Molina | 10 | Roosevelt | | 32-03.00 |
| 2 | 1777 Ahliah Nordstrom | 10 | Roosevelt | | 32-07.50 |
| 3 | 2394 Alyssa Walls | 10 | West Albany | | 36-01.50 |
| 4 | 2172 Olivia Neal | 12 | Sunset | | 36-05.50 |
| 5 | 357 Isabelle Paylor | 10 | Clackamas | | 36-09.00 |
| 6 | 1922 Clair Johnson | 11 | Sherwood | | 36-11.00 |
| 7 | 1493 Emily Shaw | 12 | North Medfor | | 37-00.25 |
| 8 | 261 Alivia Jackson | 12 | Centennial | | 37-02.00 |

Flight 2 of 2 Finals

| | | | | | |
|---|----------------------------|----|--------------|--|----------|
| 1 | 1900 Kami Walk | 10 | Sheldon (Or) | | 37-05.00 |
| 2 | 257 Angel Aluesi | 9 | Centennial | | 38-09.50 |
| 3 | 995 Jordyn Turner | 10 | Jesuit | | 39-00.50 |
| 4 | 1283 Emily DeYoung | 12 | McMinnville | | 39-00.50 |
| 5 | 128 Jahlett Tofi - Talalem | 11 | Beaverton | | 39-07.00 |
| 6 | 299 Jada Pierce | 11 | Central Cath | | 40-09.00 |
| 7 | 1492 Jaida Ross | 9 | North Medfor | | 41-08.00 |
| 8 | 1923 Shelby Moran | 11 | Sherwood | | 42-04.00 |

**2017 OSAA / U.S. BANK / LES SCHWAB TIRES
TRACK & FIELD STATE CHAMPIONSHIPS
Hayward Field, University of Oregon - 5/18/2017 to 5/20/2017
Meet Program - Saturday, May 20 - 4A, 5A, 6A**

Event 195 Girls Discus Throw 4A (14)

| NFHS: 191-06 2012 | | | | |
|-----------------------------|-------------------------|----|--------------|-----------|
| State Meet: 152-10 2009 | | | | |
| 2016 Champ: 132-08 | | | | |
| Pos | Name | Yr | School | Seed Mark |
| Flight 1 of 2 Finals | | | | |
| 1 | 62 Paige Burchard | 12 | Baker | 97-05.50 |
| 2 | 2190 Megan Hager | 9 | Sweet Home | 98-06 |
| 3 | 1651 Madelene Marroquin | 12 | Phoenix | 98-08 |
| 4 | 638 Miranda Harrison | 12 | Elmira | 100-04 |
| 5 | 1555 Katie Adams | 9 | Ontario | 100-09 |
| 6 | 1430 Destiny Martinez | 12 | Newport | 103-03 |
| 7 | 1454 Annika Strasman | 9 | North Bend | 104-02 |
| Flight 2 of 2 Finals | | | | |
| 1 | 1427 Halle Hargett | 10 | Newport | 105-05 |
| 2 | 59 Kes Sandstrom | 10 | Astoria | 107-04 |
| 3 | 1056 Kiya Wilder | 12 | Klamath Unio | 117-08 |
| 4 | 506 Kenna Woodward | 9 | Crook County | 123-00 |
| 5 | 1875 Gretchen Hoekstre | 10 | Seaside | 123-08 |
| 6 | 1966 Carissa Oliver | 12 | Siuslaw | 136-05 |
| 7 | 1306 Rachel Bring | 12 | Molalla | 140-09 |

Event 196 Girls Discus Throw 5A (14)

| NFHS: 191-06 2012 | | | | |
|-----------------------------|-------------------------|----|--------------|-----------|
| State Meet: 137-05 2012 | | | | |
| 2016 Champ: 134-05 | | | | |
| Pos | Name | Yr | School | Seed Mark |
| Flight 1 of 2 Finals | | | | |
| 1 | 39 Zoey Boyd | 11 | Ashland | 99-01.50 |
| 2 | 851 Stephanie Miears | 11 | Hermiston | 100-08.50 |
| 3 | 846 Madelyn Juul | 11 | Hermiston | 105-00.50 |
| 4 | 875 Naomi Johnson | 11 | Hillsboro | 110-05.50 |
| 5 | 138 Tracy Ely | 12 | Bend | 112-05 |
| 6 | 410 Ellie Harding | 11 | Corvallis | 114-03 |
| 7 | 1471 Brianna Scholer | 10 | North Eugene | 114-08 |
| Flight 2 of 2 Finals | | | | |
| 1 | 142 Ali Laborin | 12 | Bend | 114-11 |
| 2 | 537 Amelia Burgess | 12 | Dallas | 115-03 |
| 3 | 1816 Keeley Rasmussen | 10 | Sandy | 116-02.50 |
| 4 | 1975 Tahnisha Manibusan | 12 | South Albany | 116-07 |
| 5 | 1346 Cassidy Hughes | 11 | Mountain Vie | 117-11 |
| 6 | 2152 Haley Smith | 11 | Summit | 135-06 |
| 7 | 148 Kayla Rambo | 11 | Bend | 139-01 |

Event 197 Girls Discus Throw 6A (16)

| NFHS: 191-06 2012 | | | | |
|-----------------------------|-----------------------|----|--------------|-----------|
| State Meet: 154-05 2012 | | | | |
| 2016 Champ: 148-08 | | | | |
| Pos | Name | Yr | School | Seed Mark |
| Flight 1 of 2 Finals | | | | |
| 1 | 731 Ayana Ramberg | 12 | Glencoe | 98-02 |
| 2 | 127 Julia Tantare | 11 | Beaverton | 100-04 |
| 3 | 1777 Ahliah Nordstrom | 10 | Roosevelt | 102-10 |
| 4 | 753 Khiarica Rasheed | 12 | Grant | 106-00 |
| 5 | 786 Katelynn Headings | 12 | Gresham | 108-05 |
| 6 | 1886 Jessica Foutz | 12 | Sheldon (Or) | 112-01 |
| 7 | 1286 Alix Williams | 11 | McMinnville | 112-03 |
| 8 | 2414 Abbey Knoll | 9 | West Salem | 116-01 |
| Flight 2 of 2 Finals | | | | |
| 1 | 2418 Sydney McCarrell | 9 | West Salem | 116-02 |
| 2 | 2394 Alyssa Walls | 10 | West Albany | 117-02 |
| 3 | 257 Angel Aluesi | 9 | Centennial | 117-08 |
| 4 | 1492 Jaida Ross | 9 | North Medfor | 119-04 |
| 5 | 2317 Alyssa Workman | 11 | Tualatin | 119-05 |
| 6 | 773 Molly Guerra | 10 | Grants Pass | 122-10 |
| 7 | 1119 Ava David | 9 | Lake Oswego | 124-10 |
| 8 | 1923 Shelby Moran | 11 | Sherwood | 156-02 |

Event 204 Boys Javelin Throw 4A (14)

| NFHS: 246-09 2012 | | | | |
|-----------------------------|-------------------------|----|--------------|-----------|
| State Meet: 204-09 2010 | | | | |
| 2016 Champ: 195-10 | | | | |
| Pos | Name | Yr | School | Seed Mark |
| Flight 1 of 2 Finals | | | | |
| 1 | 68 Darian Villalobos | 12 | Baker | 146-02 |
| 2 | 1256 Mario Segura | 11 | Mazama | 147-07 |
| 3 | 723 Briggs Tatom | 12 | Gladstone | 149-08 |
| 4 | 92 Chase Massey | 12 | Banks | 149-11 |
| 5 | 1416 Will Beaudry | 12 | Newport | 150-08.50 |
| 6 | 501 Jason Slawter | 10 | Crook County | 150-11 |
| 7 | 1437 Tanner Stottlemyre | 10 | Newport | 151-09 |
| Flight 2 of 2 Finals | | | | |
| 1 | 642 William Weaver | 12 | Elmira | 158-11 |
| 2 | 2186 Tristan Needham | 12 | Sutherlin | 159-11 |
| 3 | 1079 Nickolas Tsiatsos | 10 | La Grande | 161-00 |
| 4 | 1852 Nate Maller | 11 | Scappoose | 163-11 |
| 5 | 1053 Michelangelo Luce | 12 | Klamath Unio | 167-02 |
| 6 | 1970 Trent Reavis | 11 | Siuslaw | 172-06 |
| 7 | 1448 Ty Hampton | 10 | North Bend | 181-06 |

**2017 OSAA / U.S. BANK / LES SCHWAB TIRES
TRACK & FIELD STATE CHAMPIONSHIPS
Hayward Field, University of Oregon - 5/18/2017 to 5/20/2017
Meet Program - Saturday, May 20 - 4A, 5A, 6A**

Event 205 Boys Javelin Throw 5A (12)

| Pos | Name | Yr | School | Seed | Mark |
|-----------------------------|-----------------------|----|--------------|--------|-------|
| Flight 1 of 1 Finals | | | | | |
| 1 | 541 Jacob Ronco | 12 | Dallas | 146-07 | _____ |
| 2 | 1941 Colin Walker | 12 | Silverton | 150-09 | _____ |
| 3 | 2225 Jaydan Gray | 9 | Thurston | 153-00 | _____ |
| 4 | 48 Nicky Weinberg | 12 | Ashland | 154-00 | _____ |
| 5 | 2212 Julian Hernandez | 12 | The Dalles | 157-08 | _____ |
| 6 | 1733 Tyson Hester | 11 | Redmond | 158-04 | _____ |
| 7 | 133 Isaak Burum | 12 | Bend | 164-10 | _____ |
| 8 | 2215 Cameron Perez | 11 | The Dalles | 165-04 | _____ |
| 9 | 2134 Cole Collins | 12 | Summit | 165-08 | _____ |
| 10 | 1353 Luke Schulz | 11 | Mountain Vie | 166-09 | _____ |
| 11 | 2063 Jacob Opdahl | 12 | St Helens | 174-02 | _____ |
| 12 | 1109 Sean Hamel | 12 | La Salle Pre | 175-05 | _____ |

Event 206 Boys Javelin Throw 6A (16)

| Pos | Name | Yr | School | Seed | Mark |
|-----------------------------|-------------------------|----|---------------|--------|-------|
| Flight 1 of 2 Finals | | | | | |
| 1 | 1494 Michael Bolen | 12 | North Salem | 157-04 | _____ |
| 2 | 123 Josh Poppleton | 12 | Beaverton | 158-06 | _____ |
| 3 | 2240 Peyton Kuffel | 11 | Tigard | 159-03 | _____ |
| 4 | 1894 Matt Metcalf | 11 | Sheldon (Or) | 163-08 | _____ |
| 5 | 1408 Brock Peterson | 12 | Newberg | 164-02 | _____ |
| 6 | 1282 Cooper Bousquet | 12 | McMinnville | 164-11 | _____ |
| 7 | 989 Garrett Peterson | 12 | Jesuit | 165-03 | _____ |
| 8 | 971 Joel Daul | 12 | Jesuit | 168-01 | _____ |
| Flight 2 of 2 Finals | | | | | |
| 1 | 1583 Luke Peyton | 11 | Oregon City | 169-04 | _____ |
| 2 | 211 Cade Holbrook | 12 | Canby | 169-06 | _____ |
| 3 | 369 Roth Morgan | 11 | Cleveland (O) | 173-00 | _____ |
| 4 | 16 Jean Rwandika | 12 | Aloha | 173-09 | _____ |
| 5 | 1781 Dalton Rasmussen | 11 | Roseburg | 179-02 | _____ |
| 6 | 1783 Samuel Tibbetts | 12 | Roseburg | 179-07 | _____ |
| 7 | 297 Joseph Nizich | 9 | Central Cath | 181-08 | _____ |
| 8 | 1171 Sawyer Christopher | 11 | Lincoln | 183-06 | _____ |

**2017 OSAA / U.S. BANK / LES SCHWAB TIRES
TRACK & FIELD STATE CHAMPIONSHIPS
Hayward Field, University of Oregon - 5/18/2017 to 5/20/2017
6A - School Roster**

| Name | Comp# | Year | Name | Comp# | Year | Name | Comp# | Year | Name | Comp# | Year |
|---------------------------|-------|------|-------------------------|-------|------|-----------------------|-------|------|--------------------|-------|------|
| Aloha | | | Elijah Johnson | 153 | 11 | Malika Washington | 303 | 12 | Franklin | | |
| Mariah Liggins | 13 | 11 | Jacoby Kelley | 154 | 12 | Korbin Williams | 304 | 11 | Will Eaton | 698 | 11 |
| Alaere Nekekpemi | 14 | 11 | Michael Morgan | 2529 | | Total: 20 | | | Connor Griffin | 699 | 12 |
| Shania Parker | 15 | 11 | Jelisa Turner | 155 | 11 | Century | | | Delaney Griffin | 700 | 10 |
| Jean Rwandika | 16 | 12 | Nnamdi Ugonna | 156 | 11 | Courtney Buckley | 316 | 12 | Henry Mong | 701 | 12 |
| Nyah Songster | 17 | 10 | Tariq Walker | 2528 | | Derek Jackson | 317 | 12 | Davis Robbins | 702 | 11 |
| Shawntral Turner | 18 | 11 | Micah Williams | 157 | 9 | Meggie Karp | 318 | 12 | Tyler Straub | 703 | 12 |
| Shalom Yemane | 19 | 9 | Total: 7 | | | Nathan Poff | 319 | 11 | Derrick Temple | 704 | 12 |
| Total: 7 | | | Canby | | | Adrian Rodriguez | 320 | 11 | Total: 7 | | |
| Barlow | | | Neal Cranston | 209 | 12 | Chance Sparks | 321 | 9 | Glencoe | | |
| Josie Carlson | 95 | 10 | Ethan Dawson-Hurley | 210 | 12 | Total: 6 | | | Myah Jensen | 727 | 10 |
| Alexis Dow | 96 | 9 | Cade Holbrook | 211 | 12 | Clackamas | | | Gabriella Justen | 728 | 10 |
| Tommy Fornoff | 97 | 12 | Total: 3 | | | Inessa Batazhan | 345 | 11 | Sydney Larrison | 729 | 10 |
| Skyler Galgan | 98 | 11 | Centennial | | | Carlie Bateman | 346 | 11 | James Plummer | 730 | 12 |
| Olivia Johnson | 99 | 12 | Angel Aluesi | 257 | 9 | Drew Cardinale | 347 | 12 | Ayana Ramberg | 731 | 12 |
| Elizabeth Lewis | 100 | 11 | Jimmie Barton | 258 | 9 | Isabelle Combs | 348 | 9 | Total: 5 | | |
| Jobadiah Malary | 101 | 10 | Henry Button | 259 | 12 | Jakobe Erskine | 349 | 11 | Grant | | |
| Renick Meyer | 102 | 12 | Julia Colling | 260 | 12 | Simon Grishkevich | 350 | 12 | Judith Baxter Game | 739 | 11 |
| Corey Ordway | 103 | 12 | Alivia Jackson | 261 | 12 | Alexa Hayes | 351 | 11 | Saivon Brown | 740 | 11 |
| Wyatt Radke | 104 | 12 | Shoshana Lewis | 262 | 10 | Jaycee Iranshad | 352 | 11 | Sophia Browning | 741 | 9 |
| Hannah Rispler | 105 | 10 | Madison McHone | 263 | 10 | Brooklyn James | 353 | 11 | AJ DePinto | 742 | 10 |
| Madison Serafini | 106 | 11 | Gabriella Nowodworski | 264 | 11 | Alyssa Kawata | 354 | 11 | Anna Dreher | 743 | 9 |
| Aaron Soderquist | 107 | 12 | Jesse Porter | 265 | 12 | Tayton Lapointe | 355 | 12 | Lauren Edwards | 744 | 9 |
| Sara Turner | 108 | 12 | Christina Rodriguez | 266 | 9 | Ujunwa Nwokoma | 356 | 11 | Edith Farrow | 745 | 9 |
| Cole York | 109 | 12 | Alyssa Ronnfeldt | 267 | 10 | Isabelle Paylor | 357 | 10 | Cameron Fugate | 746 | 11 |
| Total: 15 | | | David Sanchez-Perez | 268 | 11 | Taberah Schmidt | 358 | 10 | Marcus Harris | 747 | 10 |
| Beaverton | | | Sierra Schultz | 269 | 10 | Monnie Spears-Rogers | 359 | 12 | Ben Kerr | 748 | 9 |
| Cristian Aguilar | 110 | 9 | Chloe Smith | 270 | 10 | Tyler Thomas | 360 | 12 | Fred Kerr | 749 | 11 |
| Anthony Albright | 111 | 12 | Emily Spain | 271 | 10 | Kailee Yoshishige | 361 | 9 | Marin Leonard | 750 | 10 |
| Chris Blanchard | 112 | 12 | Total: 15 | | | Total: 17 | | | Ryan O'Connor | 751 | 11 |
| Makenna Blix | 113 | 11 | Central Catholic | | | Cleveland (Or) | | | Philip Quinton | 752 | 11 |
| Katarina Bosworth | 114 | 10 | Clara Boime | 285 | 9 | Macgregor Arnold | 366 | 10 | Khiarica Rasheed | 753 | 12 |
| Carson Crawford | 115 | 12 | Eric Brecht | 286 | 11 | Peter Gregory | 367 | 12 | Zoe Shaw | 754 | 10 |
| Megan Harrington | 116 | | Amara Christensen | 287 | 9 | Gabe Knepper | 368 | 11 | Cassin Wright | 755 | 12 |
| Paris Hart | 117 | 11 | Kellis Dack | 288 | 12 | Roth Morgan | 369 | 11 | Total: 17 | | |
| Hailey Howard | 118 | 10 | Austin Hill | 289 | 11 | Sean Neuman | 370 | 11 | Grants Pass | | |
| Madilynn Johnson | 119 | 10 | Anna Laber | 290 | 12 | Tessa Robinson | 371 | 9 | Daniel Beckstead | 764 | 10 |
| Braden Masanga | 120 | 12 | Vincenzo Logan | 291 | 11 | Total: 6 | | | Lindsey Bonney | 765 | 12 |
| Sydney Namdar | 121 | 11 | Parker Mann | 292 | 12 | David Douglas | | | Camdyn Bruner | 766 | 9 |
| Natalie Perkins | 122 | 11 | Dahlia Maroney | 293 | 12 | Savannah Proske | 556 | 11 | Nathan Burton | 767 | 11 |
| Josh Poppleton | 123 | 12 | Kate Marron | 294 | 9 | McKinley Riggs | 557 | 12 | Calvin Claassen | 768 | 12 |
| Lucas Radostitz | 124 | 12 | Michael McCausland | 295 | 12 | Total: 2 | | | Randy Clark | 769 | 10 |
| Beau Sheeran | 125 | 12 | William Mundy | 296 | 11 | Forest Grove | | | Jaren Emptage | 770 | 10 |
| Mataio Talalemotu | 126 | 12 | Joseph Nizich | 297 | 9 | Joel Fletcher | 693 | 12 | Aubree Esterline | 771 | 11 |
| Julia Tantare | 127 | 11 | Maija-Linh Pham | 298 | 11 | Elizabeth Khoury | 694 | 10 | William Gross | 772 | 12 |
| Jahlett Tofi - Talalemotu | 128 | 11 | Jada Pierce | 299 | 11 | Mila Lumac | 695 | 10 | Molly Guerra | 773 | 10 |
| Elijah Weinstein | 129 | 12 | Kiora Ridgeway | 300 | 11 | Max Norman | 696 | 11 | Blain Hobbs | 774 | 10 |
| Total: 20 | | | Alex Soo | 301 | 11 | Quincy Norman | 697 | 9 | Mark Hubbard | 775 | 12 |
| Benson | | | Cameron Thompson | 302 | 11 | Total: 5 | | | Alex Jarvis | 776 | 12 |

**2017 OSAA / U.S. BANK / LES SCHWAB TIRES
TRACK & FIELD STATE CHAMPIONSHIPS
Hayward Field, University of Oregon - 5/18/2017 to 5/20/2017
6A - School Roster**

| Name | Comp# | Year | Name | Comp# | Year | Name | Comp# | Year | Name | Comp# | Year |
|--------------------|-------|------|--------------------|-------|------|---------------------------|-------|------|-------------------------|-------|------|
| Grants Pass | | | Mack Niedermeyer | 987 | 12 | Sawyer Christopher | 1171 | 11 | Total: 2 | | |
| Brooke Johnson | 777 | 11 | Amogh Patki | 988 | 12 | Keauna Cobb | 1172 | 12 | Newberg | | |
| Fiona Keller | 778 | 12 | Garrett Peterson | 989 | 12 | Sydney Denham | 1173 | 12 | Anthony Adams | 2522 | |
| Ethan Moe | 779 | 11 | Shaw Powell | 990 | 9 | Madison Fassiotto | 1174 | 10 | Cole Alteneder | 1398 | 11 |
| Taylor Phillips | 780 | 11 | Sara Sanders | 991 | 10 | Maya Fine | 1175 | 12 | Kyle Charbonneau | 1399 | 11 |
| Faith Schultz | 781 | 9 | Joshua Schumacher | 992 | 11 | Michael Forbes | 1176 | 11 | Madeline DeVerna | 1400 | 11 |
| Hailey Westbrook | 782 | 9 | Makenna Schumacher | 993 | 10 | Stephanie Hamilton | 1177 | 12 | Peter Gentile | 1401 | 12 |
| Zack Williams | 783 | 11 | Grant Summers | 994 | 11 | Colette Jesson | 1178 | 12 | Grace Hanna | 2523 | |
| Deshae Wise | 784 | 12 | Jordyn Turner | 995 | 10 | Maya Kaizuka Smith | 1179 | 9 | Madison Hergert | 1402 | 12 |
| Total: 21 | | | Alex Wan | 996 | 11 | Stephanie Lair | 1180 | 11 | Taylor Howard | 1403 | 12 |
| Gresham | | | Total: 33 | | | Sarah Nasson | 1181 | 12 | Ashley Korb-Doty | 1404 | 11 |
| Joseph Harris | 785 | 12 | Lake Oswego | | | Kevin Nguyen | 2527 | | Savanna Milroy | 1405 | 12 |
| Katelynn Headings | 786 | 12 | Alex Bassett | 1114 | | Bridget Price | 1182 | 10 | Hunter Moen | 1406 | 12 |
| Nathan Luck | 787 | 11 | Carter Bracken | 1115 | 12 | Megan Richardson | 1183 | 11 | Casey Novak | 1407 | 11 |
| Sean McMurray | 788 | 12 | Collin Bracken | 1116 | 10 | Phil Rodgers | 1184 | 12 | Brock Peterson | 1408 | 12 |
| Fechi Nmereole | 789 | 10 | Larissa Chan | 1117 | | Asher Roster | 1185 | 11 | Natalie Peterson | 1409 | 12 |
| Destiny Ogbeara | 790 | 10 | Erica Chiang | 1118 | 10 | Natalie Swope | 1186 | 11 | Noelle Sawyer | 1410 | 11 |
| Lucas Rhinevault | 791 | 10 | Ava David | 1119 | 9 | Lukas Weinbach | 1187 | 11 | Davis Smith | 1411 | 11 |
| Jared Rucker | 792 | 11 | Maddie DeBorde | 1120 | 10 | Nya Wilson | 1188 | 9 | Michael Tarakhchyan | 1412 | 12 |
| Joel Yasin | 793 | 10 | Jackson Dyal | 1121 | 12 | Total: 26 | | | Grace Umfleet | 1413 | 9 |
| Total: 9 | | | Casey Filkins | 1122 | 9 | Madison | | | Madeline Whalen | 1414 | 12 |
| Jefferson | | | Gemma Pleas | 1123 | 9 | Rosie Folger-vent | 1200 | 10 | Total: 19 | | |
| Elijah Elliott | 954 | 9 | Sophie Smith | 1124 | 10 | Abdi Hassan | 1201 | 12 | North Medford | | |
| Ramontre Williams | 955 | 12 | Chris Todd | 1125 | | Siyat Mohamed | 1202 | 12 | Talia Baker | 1482 | 10 |
| Total: 2 | | | Total: 12 | | | Total: 3 | | | Courtney Denn | 1483 | 11 |
| Jesuit | | | Lakeridge | | | McKay | | | Michala Denn | 1484 | 12 |
| Philip Abraham III | 964 | 9 | Alexa Harris | 1126 | 12 | Esmeralda Arellano | 1259 | 12 | Claire Ebert | 1485 | 11 |
| Greta Anderson | 965 | 10 | Nick Hoddevik | 1127 | 11 | R-Jay Chokai | 1260 | 10 | Kaison Faust | 1486 | 11 |
| Antonio Angel | 966 | 11 | TJ Jakmauh | 1128 | 9 | Shaton Daniels | 1261 | 12 | MJ Hamilton | 1487 | 11 |
| Patrick Beckett | 967 | 12 | Andre Martinez | 1129 | 10 | Israel Garza | 1262 | 11 | Tre Holmes | 1488 | 12 |
| Briceton Branch Jr | 968 | 11 | Guiliani Roberti | 1130 | 9 | Zach Hammack | 1263 | 12 | Kamaile Kao | 1489 | 10 |
| Lena Colson | 969 | 11 | Joshua Robins | 1131 | 12 | Marquita Ignacio-Ritchey | 1264 | 12 | Anna Lorenz | 1490 | 12 |
| Claire Corbitt | 970 | 12 | Cameron Russell | 1132 | 12 | Avori Miranda | 1265 | 11 | Victoria Messer | 1491 | 11 |
| Joel Daul | 971 | 12 | Cory Taylor | 1133 | 11 | Cecilia Munoz | 1266 | 12 | Jaida Ross | 1492 | 9 |
| Hallie DeVore | 972 | 10 | Total: 8 | | | Damian Rios | 1267 | 11 | Emily Shaw | 1493 | 12 |
| Demetrius Douglas | 973 | 12 | Liberty | | | Steffani Rodriguez Aquino | 268 | 9 | Total: 12 | | |
| Matthew Eichten | 974 | 11 | Breeze Bartle | 1160 | 9 | Racquel Williams | 1269 | 10 | North Salem | | |
| Isabelle Ford | 975 | 11 | Nicol Dorciak | 1161 | 12 | Jasmin Zaragoza Rosales | 1270 | 10 | Michael Bolen | 1494 | 12 |
| Crystal Franklin | 976 | 12 | Henry Hamilton | 1162 | 12 | Total: 12 | | | Aaliyah Fitzke | 1495 | 10 |
| Kelsey Gripekoven | 977 | 9 | Aidan Maloney | 1163 | 10 | McMinnville | | | Adam Foreman | 1496 | 11 |
| Gary Hollands | 978 | 10 | Total: 4 | | | Cooper Bousquet | 1282 | 12 | Rebekah Miller | 1497 | 10 |
| Zack Jansky | 979 | 11 | Lincoln | | | Emily DeYoung | 1283 | 12 | Isaiah O Connell | 1498 | 12 |
| Chloe Jensen | 980 | 12 | Kendall Accetta | 1164 | 10 | Hallie Johnson | 1284 | 10 | Total: 5 | | |
| Alexis Kebbe | 981 | 9 | Charlotte Anderson | 1165 | 10 | Will Payton | 1285 | 12 | Oregon City | | |
| Andrew Lang | 982 | 12 | Ella Andoh | 1166 | 10 | Alix Williams | 1286 | 11 | Kaleb Coleman-Armstrong | 1571 | |
| Alisha Lowe | 983 | 10 | Dominic Arce | 1167 | 12 | Total: 5 | | | Indy Daniel | 1572 | |
| Trey Lowe | 984 | 11 | Kaitlyn Auth | 1168 | 9 | McNary | | | Rieker Daniel | 1573 | 12 |
| Gabby Navarro | 985 | 10 | Kyla Becker | 1169 | 10 | Courtney Giessinger | 1287 | 12 | Jake Follett | 1574 | 10 |
| Ella Nelson | 986 | 9 | Adza Botchway | 1170 | 12 | Brendan Van Voorhis | 1288 | 12 | Kaari Guelsdorf | 1575 | 11 |

**2017 OSAA / U.S. BANK / LES SCHWAB TIRES
TRACK & FIELD STATE CHAMPIONSHIPS
Hayward Field, University of Oregon - 5/18/2017 to 5/20/2017
6A - School Roster**

| Name | Comp# | Year | Name | Comp# | Year | Name | Comp# | Year | Name | Comp# | Year |
|---------------------|-------|------|----------------------|-------|------|---------------------------|-------|------|--------------------|-------|------|
| Oregon City | | | Kaylin Sheley | 1899 | 10 | Josiah Carpenter | 2013 | 12 | Darby Olson | 2174 | 11 |
| Jake Harthun | 1576 | 12 | Kami Walk | 1900 | 10 | Taylor Chiotti | 2014 | 11 | Ryan Olson | 2175 | 11 |
| Sarah Hippler | 1577 | 12 | Ryan Walk | 1901 | 12 | Maya Gonzalez-Hull | 2015 | 12 | Riley Prillwitz | 2176 | 12 |
| Wyatt Lovell | 1578 | 10 | Ben Watson | 1902 | 11 | Kieran Halewyn | 2016 | 12 | Ethan Reese | 2177 | 10 |
| Lane Marshall | 1579 | 10 | Jacob Williams | 1903 | 12 | Eirik Haugbro | 2017 | 12 | Bridgette Skiba | 2178 | 11 |
| Israel Miles | 1580 | 11 | Total: 24 | | | Jonathan Hill | 2018 | 11 | Ember Stratton | 2179 | 10 |
| Kiara Miles | 1581 | 12 | Sherwood | | | Holly LaPlante | 2019 | 12 | Jakob Tew | 2180 | 12 |
| Mark Mironichenko | 1582 | 12 | Carsen Christensen | 1919 | 11 | Alex Lee | 2020 | 12 | Ally Thom | 2181 | 11 |
| Luke Peyton | 1583 | 11 | Payton Churilla | 1920 | 11 | Daniel Olson | 2021 | 12 | Elizabeth Thompson | 2182 | 12 |
| Logan Schnoor | 1584 | 12 | Calahan Crawford | 1921 | 12 | Caraline Ostlie | 2022 | 10 | Dakota Tomseth | 2183 | 12 |
| Total: 14 | | | Clair Johnson | 1922 | 11 | Total: 13 | | | Carter Webb | 2184 | 11 |
| Reynolds | | | Shelby Moran | 1923 | 11 | Sprague | | | Kate Wilson | 2185 | 11 |
| Peace Igbonagwam | 1745 | 11 | Brady Pierce | 1924 | 12 | Elise Abbott | 2036 | 10 | Total: 26 | | |
| Able Taylor | 1746 | 12 | Total: 6 | | | Keaton Beckmann | 2037 | 12 | Tigard | | |
| Total: 2 | | | South Eugene | | | Natalia Cedillo-Rodriguez | 2038 | 11 | Cole Bankston | 2237 | 12 |
| Roosevelt | | | Taylor Chocek | 1978 | 9 | Colby Evenson | 2039 | 11 | Hunter Gilbert | 2238 | 9 |
| Cabree Figueroa | 1774 | 10 | Julia Daniels | 1979 | 9 | Gabriel Garcia | 2040 | 10 | Cole Green | 2239 | 11 |
| Josiah Greene | 1775 | 12 | Myreen Edwards | 1980 | 11 | Dustin Jackson | 2041 | 12 | Peyton Kuffel | 2240 | 11 |
| Litzi Molina | 1776 | 10 | Madison Elmore | 1981 | 9 | Austin Kleinman | 2042 | 12 | Braden Lenzy | 2241 | 11 |
| Ahliah Nordstrom | 1777 | 10 | Sasha Eustis | 1982 | 9 | Kaylee Mitchell | 2043 | 11 | Sareena Patzke | 2242 | 12 |
| Gene Taka | 1778 | 12 | Haley Francois | 1983 | 12 | Ginger Murnieks | 2044 | 10 | Lauren Paven | 2243 | 11 |
| Total: 5 | | | Kate Gerl | 1984 | 11 | Kyle Rosenau | 2045 | 12 | Victoria Prouty | 2244 | 12 |
| Roseburg | | | Morgan Gorman | 1985 | 10 | Lucas Schnell | 2046 | 11 | Aksel Thorsfeldt | 2245 | 12 |
| Hannah Bartlett | 1779 | 10 | Lisa Kochevar | 1986 | 10 | Kelly Shea | 2047 | 10 | Zane Woodard | 2246 | |
| Carson Ellis | 1780 | 10 | Simon Park | 1987 | 10 | Alexa Smith | 2048 | 11 | Total: 10 | | |
| Dalton Rasmussen | 1781 | 11 | Spencer Tsai | 1988 | 12 | Dylan Smith | 2049 | 12 | Tualatin | | |
| Tyler Sconce | 1782 | 11 | Elise Unruh-Thomas | 1989 | 10 | Jarod Smith | 2050 | 11 | Jalen Allen | 2299 | |
| Samuel Tibbetts | 1783 | 12 | Total: 12 | | | Total: 15 | | | Jordan Anderson | 2300 | 12 |
| Total: 5 | | | South Medford | | | St Mary's Academy | | | Makenna Bailey | 2301 | 11 |
| Sheldon (Or) | | | Austin Boster | 1990 | 9 | Meg Angier | 2088 | 12 | Keara Bingham | 2302 | |
| Aidan Acord | 1880 | 11 | Cole Boster | 1991 | 10 | Michelle Chandler | 2089 | 12 | Ryan Cavinta | 2303 | 12 |
| Melissa Berry | 1881 | 11 | Ty Boster | 1992 | 11 | Jade Newton | 2090 | 10 | Kate Intile | 2304 | 12 |
| Jared Brabham | 1882 | 12 | Reed Hungerford | 1993 | 10 | Lara Rix | 2091 | 12 | Sierra Jones | 2305 | |
| Makena Buchholtz | 1883 | 11 | Blaine Johnson | 1994 | 11 | Total: 4 | | | Nano Kis | 2306 | 10 |
| Matthew Burgess | 1884 | 10 | Keegan Losinski | 1995 | 9 | Sunset | | | Adam Klein | 2307 | 11 |
| Jack Folsom | 1885 | 10 | Victor Mitchell | 1996 | 12 | Bobby Chopra | 2160 | 12 | Rachel Krill | 2308 | |
| Jessica Foutz | 1886 | 12 | Luke Ramirez | 2525 | 11 | Karsten Collins | 2161 | 12 | Madi Lowry | 2309 | 11 |
| Jessica Giulietti | 1887 | 12 | Peyton Shipley | 1997 | 11 | Owen Collins | 2162 | 12 | Sean MacPherson | 2310 | 12 |
| Jenner Higgins | 1888 | 12 | Total: 9 | | | Jared DeVore | 2163 | 12 | Andrew McDade | 2311 | 9 |
| Braedon Holt | 1889 | 10 | South Salem | | | Georgie Fitch | 2164 | 11 | Kennedy Oleson | 2312 | 12 |
| Kenady Leighton | 1890 | 9 | Kaia Alexander | 1998 | 10 | Shad Galloway | 2165 | 12 | Corona Parker | 2313 | 9 |
| Jantzen Mazziotti | 1891 | 12 | Anna Chau | 1999 | 10 | Enora Hily | 2166 | 12 | Andrew Payton | 2314 | 9 |
| Benjamin Mehlhaff | 1892 | 9 | Elijah Pokovich | 2000 | 10 | Lucy Huelskamp | 2167 | 9 | Davis Payton | 2315 | |
| Caramia Mestler | 1893 | 11 | Miguel Rios Valdez | 2001 | 12 | Audrey Lewis | 2168 | 10 | Ashley Slater | 2316 | 12 |
| Matt Metcalf | 1894 | 11 | Total: 4 | | | Kelly Makin | 2169 | 11 | Alyssa Workman | 2317 | 11 |
| Amber Prevedello | 1895 | 12 | Southridge | | | Michael Malone | 2170 | 11 | Total: 19 | | |
| Jane Regali | 1896 | 11 | Cullen Allard | 2010 | 12 | Andy Muha | 2171 | 12 | West Albany | | |
| DJ Seguin | 1897 | 10 | Kaylen Blair | 2011 | 9 | Olivia Neal | 2172 | 12 | Mary Almen | 2390 | 12 |
| Wyatt Seidel | 1898 | 11 | Skyler Blair | 2012 | 11 | Bo Nix | 2173 | 11 | Tiffany Forrest | 2391 | 10 |

**2017 OSAA / U.S. BANK / LES SCHWAB TIRES
TRACK & FIELD STATE CHAMPIONSHIPS
Hayward Field, University of Oregon - 5/18/2017 to 5/20/2017
5A - School Roster**

| Name | Comp# | Year | Name | Comp# | Year | Name | Comp# | Year | Name | Comp# | Year |
|----------------------|-------|------|---------------------|-------|------|------------------------|-------|------|--------------------------|-------|------|
| Ashland | | | Sterling Hutchinson | 281 | 11 | McKinsey Scharf | 464 | 12 | Antonio Fernandez | 841 | 11 |
| Zoey Boyd | 39 | 11 | Peter Mason | 282 | 12 | Emily Thomason | 465 | 11 | Jennifer Fuentes | 842 | 10 |
| Arlo Davis | 2521 | 9 | Zachary Meyer | 283 | 12 | Jantz Tostenson | 466 | 10 | Guiomar Garay | 843 | |
| Alex Franklin | 40 | 11 | Aaron Padilla | 284 | 11 | Wyatt Vancil | 467 | 12 | Felix Garcia | 844 | 12 |
| Alexa Hague | 41 | 10 | Total: 13 | | | Total: 16 | | | Joey Guitierrez | 845 | 11 |
| EJ Holland | 42 | 9 | Churchill | | | Crescent Valley | | | Madelyn Juul | 846 | 11 |
| Myla Norvell | 43 | 12 | Katie Aley | 325 | 10 | Trey Adams | 468 | 12 | Audrey Lincoln | 847 | 12 |
| Hakim Pries | 44 | 11 | Jacob Brothers | 326 | | Ben Canfield | 469 | 10 | Hiram Maciel | 848 | 12 |
| Ian Rinefort | 45 | 11 | Johnathan Carroll | 327 | 12 | Jayden Colvig | 470 | 12 | Jackson Mechado | 849 | 11 |
| Nolan Rinefort | 2520 | 9 | Delaney Fields | 328 | 11 | Natalia Corbitt | 471 | 12 | Alexis Mercado | 850 | 12 |
| Jeremiah Sherrynewby | 46 | 12 | Elijah Fields | 329 | 10 | Jordyn Edwards | 472 | 11 | Stephanie Micars | 851 | 11 |
| Lilianne Smith | 47 | 11 | Emmaleise Freeman | 330 | 9 | Emma Hanson | 473 | 10 | Scout Reagan | 852 | 10 |
| Nicky Weinberg | 48 | 12 | Stuart Helikson | 331 | 10 | McKenna Henke | 474 | 11 | Jose Rodriguez | 853 | 12 |
| Total: 12 | | | Samuel Jackson | 332 | 12 | Christina Hollon | 475 | 12 | Tyler Rohrman | 854 | 11 |
| Bend | | | Peter Lechman | 333 | 10 | Talanoa Hufanga | 476 | 11 | Isaac Sanchez | 855 | 11 |
| Nick Armstrong | 130 | 12 | Hazel Mesman | 334 | 10 | Marin Plemmons | 477 | 12 | Elsa Torres | 856 | 10 |
| Raymond Blasquez | 131 | 11 | Risa Rettig | 335 | 12 | AJ Sandvig | 478 | 11 | Ebony Wilson | 857 | 12 |
| Kaycee Brown | 132 | 9 | Ciana Reyes | 336 | 9 | Isabella Schrader | 479 | 11 | Madison Wilson | 858 | 10 |
| Isaak Burum | 133 | 12 | Lucas Schwin | 337 | 11 | Emma Smith | 480 | 11 | Total: 22 | | |
| Alana Dickson | 134 | 12 | Brielle Stanley | 338 | | Vanessa Taylor | 481 | 11 | Hillsboro | | |
| Dagny Donohue | 135 | 11 | Marshaun Tucker Jr | 339 | | Isaac Wilson | 482 | 12 | Isaiah DiRienzo | 872 | 11 |
| Ethan Edwards | 136 | 11 | Ashley Yorges | 340 | | Geneva Wolfe | 483 | 10 | Trevor Fernstrom | 873 | 12 |
| Ethan Elliott | 137 | 12 | Total: 16 | | | Total: 16 | | | Imani Jamali | 874 | 10 |
| Tracy Ely | 138 | 12 | Corvallis | | | Dallas | | | Naomi Johnson | 875 | 11 |
| Sydney Gardner | 139 | 10 | Zoey Bailey | 407 | 10 | Amelia Burgess | 537 | 12 | Josh Jones | 876 | 12 |
| Maya Hopwood | 140 | 10 | Elise Bedford | 408 | 10 | Jacob Collins | 538 | 12 | Madeline Lambing | 877 | 9 |
| Wade Jacobus | 141 | 10 | Elizabeth Grassel | 409 | 9 | Trevor Cross | 539 | 10 | Kobie Mendoza-Daniels | 878 | 12 |
| Ali Laborin | 142 | 12 | Ellie Harding | 410 | 11 | Jacob Deming | 540 | 12 | Daekwon Mitchell | 879 | 11 |
| Maitu Millar-Sanchez | 143 | 11 | Zandra Johnson | 411 | 9 | Jacob Ronco | 541 | 12 | Daniel Popovych | 880 | 9 |
| Kaylie Nelson | 144 | 12 | Shaiann Knutson | 412 | 10 | Kayley Sayer | 542 | 12 | Juliet Raabe | 881 | 12 |
| Grace Perkins | 145 | 12 | Josee Pearlson | 414 | 12 | Stefani Tallon | 543 | 12 | Carissa Ramirez | 882 | 11 |
| Brady Petz | 146 | 10 | Tora Skog | 415 | 11 | Hailey VanWell | 544 | 9 | Reagan Reed | 883 | 10 |
| EG Pierce | 147 | 11 | Viola Stark | 416 | 9 | Jenifer Webb | 545 | 12 | Stephen Rufus | 884 | 12 |
| Kayla Rambo | 148 | 11 | Jade Taylor | 417 | 12 | Aaron White | 546 | 12 | Promise Saechao | 885 | 11 |
| Leah Richards | 149 | 9 | Ian Vickstrom | 418 | 11 | Total: 10 | | | Kennedy Taube | 886 | 12 |
| Jacob Schaumloeffel | 150 | 12 | Total: 11 | | | Eagle Point | | | Savannah Weight | 887 | 9 |
| Emily Showers | 151 | 11 | Crater | | | Maya Bradd | 602 | 12 | Total: 16 | | |
| Trevor Wilber | 152 | 10 | Drew Caldwell | 452 | | Anthony Gray | 603 | 12 | Hood River Valley | | |
| Total: 23 | | | Noah Cline | 453 | | Jaxon Jones | 604 | | Celia Acosta | 888 | 9 |
| Central | | | Cal Duke | 454 | 11 | Jacob Marshall | 605 | 11 | Reed Bauer | 889 | 9 |
| Isaiah Abraham | 272 | 11 | Margaret Faliano | 455 | 12 | Nick Marshall | 606 | 12 | Jacob Bromham | 890 | 12 |
| Bethanie Altamirano | 273 | 11 | Cody Fisher | 456 | 10 | Hunter Morgan | 607 | 12 | Lottie Bromham | 891 | 9 |
| Jaydon Aydelotte | 274 | 10 | Javon Gill | 457 | 12 | Eric Parliment | 608 | 10 | Gabriel Campos-Davis | 892 | 11 |
| Cody Baldwin | 275 | 11 | Griff Hokanson | 458 | 12 | Total: 7 | | | Dylan Chambers | 893 | 11 |
| Issac Burgett | 276 | 11 | Austin Kramer | 459 | 12 | Hermiston | | | Yahaira Chavarria | 894 | 11 |
| Josh Dickson | 277 | | Tysen Lang | 460 | 12 | Makayla Akers | 837 | 12 | Emily Curtis | 895 | 10 |
| Keegan Goodrich | 278 | 11 | Ariana Marks | 461 | 11 | Elias Arenas | 838 | 12 | Patrick Estes | 896 | 11 |
| Sophia Henke | 279 | 10 | Ryland McCullough | 462 | 9 | Ashlyn Cason | 839 | 12 | Barrett Ihde | 897 | 10 |
| Jose Herrera | 280 | 12 | Andy Monroe | 463 | 11 | Vacmu Ena | 840 | 12 | Michael Jones | 898 | 11 |

**2017 OSAA / U.S. BANK / LES SCHWAB TIRES
TRACK & FIELD STATE CHAMPIONSHIPS
Hayward Field, University of Oregon - 5/18/2017 to 5/20/2017
5A - School Roster**

| Name | Comp# | Year | Name | Comp# | Year | Name | Comp# | Year | Name | Comp# | Year |
|--------------------------|-------|------|---------------------------|-------|------|-------------------------|-------|------|----------------------------|-------|------|
| Hood River Valley | | | Milwaukie | | | Total: 1 | | | Kayce McLaughlin 1931 12 | | |
| Katie Kennedy | 899 | 10 | Shelby Jarvis | 1289 | 12 | Redmond | | | Coleton Myers 1932 12 | | |
| Abby Kinoshita | 900 | 12 | Tristan Mowry | 1290 | 11 | Tanner Gilchrist | 1731 | 12 | Jori Paradis 1933 10 | | |
| Chad Klaas | 901 | 10 | MaKenna Presley | 1291 | 10 | Hailie Harkins | 1732 | 11 | Savannah Reilly 1934 10 | | |
| Hunter Klein | 902 | 12 | Noah Ramirez | 1292 | 11 | Tyson Hester | 1733 | 11 | Brock Rogers 1935 12 | | |
| Audrey Marble | 903 | 11 | Jacob Sanders | 1293 | 11 | Total: 3 | | | Addie Schmitz 1936 10 | | |
| Owen Ramsey | 904 | 12 | Total: 5 | | | Ridgeview | | | Elizabeth Schmitz 1937 9 | | |
| Robby Running | 905 | 10 | Mountain View (Or) | | | Gabi Crouch | 1748 | 11 | Desiree Sinn 1938 12 | | |
| Travis Running | 906 | 11 | Landon Dean | 1343 | 10 | Micah Cupp | 1749 | 11 | Katie Sinn 1939 10 | | |
| Jonah Tactay | 907 | 11 | Aliyah Gardner | 1344 | 9 | Saylor Goodwin | 1750 | 11 | Samantha Sinn 1940 12 | | |
| Jesse Wiley | 908 | 12 | Nalique Hogan | 1345 | 10 | Albert Hesse | 1751 | 11 | Colin Walker 1941 12 | | |
| Braxton Wilson | 909 | 11 | Cassidy Hughes | 1346 | 11 | Taitem Jensen | 1752 | 9 | Ben Willis 1942 10 | | |
| Total: 22 | | | Ciara Jones | 1347 | 12 | Trevor McBride | 1753 | 11 | Total: 18 | | |
| La Salle Prep | | | Jonas Larson | 1348 | 10 | Mackenzie Stadler | 1754 | 10 | South Albany | | |
| Brendan Dexter | 1107 | 10 | Jasmine Martin | 1349 | 9 | Maddison Stadler | 1755 | 10 | Inna Demchuk 1973 12 | | |
| Jordan Gloden | 1108 | 12 | Nathan Myers | 1350 | 10 | Brent Yeakey | 1756 | 12 | Jose Gomez 1974 12 | | |
| Sean Hamel | 1109 | 12 | Dalton Payfer Lockling | 1351 | 10 | Total: 9 | | | Keyanie Guyette 2531 11 | | |
| Brigid Hanley | 1110 | 10 | Kendall Pollard | 1352 | 10 | Sandy | | | Tahnisha Manibusan 1975 12 | | |
| Philicia Robinson | 1111 | 11 | Luke Schulz | 1353 | 11 | Travis Brewster | 1801 | 11 | Thomas Witney 1976 12 | | |
| Teresa Tamashiro | 1112 | 12 | Tristan Scott | 1354 | 12 | Adilynn Brotnov | 1802 | 9 | Emileigh Wuerst 1977 11 | | |
| Jason Waters | 1113 | 12 | Kelsey Swenson | 1355 | 10 | Michael Callaway | 1803 | 12 | Total: 6 | | |
| Total: 7 | | | Elliana Wyllie | 1356 | 10 | Hannah Gillies | 1804 | 10 | Springfield | | |
| Lebanon | | | Hilary Wyllie | 1357 | 12 | Dayne Gordien | 1805 | 11 | Kate Bakken 2051 10 | | |
| Cameron Alley | 1151 | 12 | Total: 15 | | | Hanna Green | 1806 | 11 | Dalton Englund 2052 10 | | |
| Vasiliy Altuhov | 1152 | 12 | North Eugene | | | Cole Hoecker | 1807 | 10 | Gabriel Mathews 2053 11 | | |
| Isabella Ayala | 1153 | 10 | Elayna Hayes | 1465 | 12 | Dalton Lundry | 1808 | 11 | Total: 3 | | |
| Katelyn Frederic | 1154 | 12 | Hank Mailander | 1466 | 12 | Jacob Malek | 1809 | 12 | St Helens | | |
| Morgan Hopkins | 1155 | 10 | Jazmyne Malone | 1467 | 12 | Glynne McGaughey | 1810 | 10 | Dylan Brady 2054 12 | | |
| Raymond Knuth | 1156 | 10 | Lauren Martines | 1468 | | Jordan McLeod | 1811 | 10 | Dakotah Camberg 2055 11 | | |
| Nathaniel Maddox | 1157 | 12 | Nina Richardson | 1469 | 10 | Abraham Mitchell | 1812 | 12 | Mackenzie Carlson 2056 9 | | |
| Cole Sipos | 1158 | 12 | Kara Ryker | 1470 | 11 | Logan Murrell | 1813 | 12 | Gabe Compton 2057 11 | | |
| Joey Stroup | 1159 | 12 | Brianna Scholer | 1471 | 10 | Natalie Paul | 1814 | 11 | Sam Estep 2058 11 | | |
| Total: 9 | | | Jordan Wormdahl | 1472 | 11 | Nolberto Perez-Aguilera | 1815 | 12 | Sophia Estep 2059 | | |
| Marist | | | Total: 8 | | | Keeley Rasmussen | 1816 | 10 | Josie Hanna 2060 12 | | |
| Rainy Adkins | 1208 | 10 | Parkrose | | | Marley Salveter | 1817 | 10 | Maddie Holm 2061 9 | | |
| Maegan Cary | 1209 | 10 | Noah Addie | 1616 | 11 | Maxwell Shannon | 1818 | 11 | Daniel Lujano 2062 11 | | |
| Ella Coulombe | 1210 | 9 | Sam Saryon | 1617 | 12 | Jackson Staples | 1819 | 10 | Jacob Opdahl 2063 12 | | |
| Jerik Embleton | 1211 | 11 | Kylie Storm | 1618 | 12 | Tommy Stiles | 1820 | 11 | Mason Rask 2064 12 | | |
| Georgia Karam | 1212 | 9 | Spencer Tatafu | 1619 | 11 | Dallin Thomas | 1821 | 10 | Cheyenne Trainer 2065 10 | | |
| Megan Kimball | 1213 | 11 | Total: 4 | | | Abigail Thompson | 1822 | 12 | Isabelle Wallace 2066 9 | | |
| Caitlin Kirk | 1214 | 11 | Pendleton | | | Madeline Thompson | 1823 | 12 | Andrew Ziegler 2067 12 | | |
| Pierce LaCoste | 1215 | 11 | Kiara Glover | 1620 | 12 | Total: 23 | | | Total: 14 | | |
| Andres Lopez | 1216 | 11 | Hailey Kendrick | 1621 | 12 | Silverton | | | Summit | | |
| Madelyn Nowicki | 1217 | 11 | Jonathan Stuvland | 1622 | 12 | Shon Ackermann | 1925 | 12 | Jett Ballantyne 2128 11 | | |
| Booy Rogers | 1218 | 12 | Soren Wolf de Gavia | 1623 | 12 | Paige Alexander | 1926 | 9 | Isaak Boorstein 2129 11 | | |
| Lucy Tsai | 1219 | | Total: 4 | | | Madi Arrington | 1927 | 12 | Emma Brooks 2130 10 | | |
| Viola Watts | 1220 | 11 | Putnam | | | Christine Bjerremund | 1928 | 12 | Olivia Brooks 2131 12 | | |
| Isabella Zachem | 1221 | 9 | Miranda Evans | 1719 | 9 | Hosea Catterall | 1929 | 12 | Jackson Buresh 2132 9 | | |
| Total: 14 | | | | | | Alex Cross | 1930 | 12 | Mitchell Burton 2133 11 | | |

**2017 OSAA / U.S. BANK / LES SCHWAB TIRES
TRACK & FIELD STATE CHAMPIONSHIPS
Hayward Field, University of Oregon - 5/18/2017 to 5/20/2017
4A - School Roster**

| Name | Comp# | Year | Name | Comp# | Year | Name | Comp# | Year | Name | Comp# | Year |
|-------------------------|-------|------|----------------------|-------|------------------|-------------------|-------|----------------------|----------------------|-------|------|
| Astoria | | | Rena Beckmann | 214 | 11 | Kaeli Hancock | 493 | 12 | Boot Clark | 824 | 12 |
| Elizabeth Barnett | 49 | 9 | Nyah Collins | 215 | 10 | Emma Hehn | 494 | 10 | Lyndee McLaughlin | 825 | 10 |
| Tim Barnett | 50 | 11 | Faith Craig | 216 | 11 | Gracie Kasberger | 495 | 10 | Kira Morrow | 826 | 10 |
| Lucas Caruana | 51 | 12 | Dominic Federico | 217 | 12 | Dominic Langley | 496 | 10 | Sisalee Parrish | 827 | 12 |
| Gracie Cummings | 52 | 10 | Elisa Kanoff | 218 | 12 | Tyler Lawson | 497 | 11 | Hannah Peterson | 828 | 10 |
| Natalie Cummings | 53 | 12 | Brandon Martin | 219 | 12 | Jenea Mapes | 498 | | Jordan Poppe | 829 | 12 |
| Darian Hageman | 54 | 11 | Kalulu Ngaida | 220 | 11 | Mckinzee Mode | 499 | 10 | Stephen Sinclair | 830 | 10 |
| Andrea Harris | 55 | 10 | Maliah Russell | 221 | 11 | Victor Ramirez | 500 | 11 | Total: 7 | | |
| Karsten Johnson | 56 | 11 | Cody Teal | 222 | 12 | Jason Slawter | 501 | 10 | Hidden Valley | | |
| Michael Kee | 57 | 11 | Amanda Wiebenga | 223 | 12 | Alyson Thomas | 502 | 9 | Casey Carter | 859 | 12 |
| Hannah McCarley | 58 | 11 | Kaelyn Worst | 224 | 11 | Rylee Troutman | 503 | 9 | Elijah Castro | 860 | 12 |
| Kes Sandstrom | 59 | 10 | Total: 12 | | Shane Viescas | 504 | 12 | Austin Green | 861 | 12 | |
| Shrida Sharma | 60 | 12 | Corbett | | Faith Wagner | 505 | 10 | Abby Hardin | 862 | 12 | |
| Nara Van De Grift | 61 | 10 | Tara Conrad | 400 | 9 | Kenna Woodward | 506 | 9 | Jenelle Hurley | 863 | 10 |
| Total: 13 | | | Dolan DeFrance | 401 | 12 | Total: 20 | | | Hallee Jessee | 864 | 10 |
| Baker | | | Rhiley Fritz | 402 | 12 | Douglas | | | Nyah Kendall | 865 | 10 |
| Paige Burchard | 62 | 12 | Jenna Kerslake | 403 | 12 | Darian Mitchell | 594 | 12 | Kaylee Krusemark | 866 | 11 |
| Zoe Carlson-Morrow | 63 | 9 | Sarah McMichael | 404 | 10 | Total: 1 | | | Mackenzie McLaughlin | 867 | 12 |
| Kaeli Flanagan | 64 | 11 | Garrett Rogers | 405 | 12 | Elmira | | | Halle O'Brien | 868 | 9 |
| Lacey Jones | 65 | 9 | Melanie Staffenson | 406 | 12 | Carson Bain | 636 | 12 | Riley Ortiz | 869 | 9 |
| Payton Jones | 66 | 9 | Stephanie Staffenson | 2524 | | Emillia Carpenter | 637 | 11 | David Prudell | 870 | 11 |
| Jayden Rice | 67 | 9 | Total: 8 | | Miranda Harrison | 638 | 12 | Clara Scott | 871 | 10 | |
| Darian Villalobos | 68 | 12 | Cottage Grove | | Karson Laing | 639 | 12 | Total: 13 | | | |
| Sydney Younger | 69 | 9 | Hannah Albrecht | 419 | 12 | Kennady Laing | 640 | 9 | Junction City | | |
| Total: 8 | | | Chad Bottorff | 420 | 11 | Marissa Shults | 641 | 12 | Tanner Barth | 1017 | 10 |
| Banks | | | Payton Cameron | 421 | 9 | William Weaver | 642 | 12 | Alli Bedacht | 1018 | 9 |
| Grace Buchanan | 85 | 12 | Faryn Dahlen | 422 | 11 | Total: 7 | | | Hannah Chappell | 1019 | 12 |
| Levi Carreon | 86 | 12 | Hayden Glenn | 423 | 11 | Estacada | | | Tanner Crane | 1020 | 11 |
| Jacob Cason | 87 | 12 | Tyra Gordon | 424 | 10 | Cheyenne Abbett | 664 | 10 | Shelby Hansen | 1021 | 10 |
| Jaime Evers | 88 | 12 | Hunter Hall | 425 | 11 | Hannah Hart | 665 | 11 | Taylor Jobe | 1022 | 10 |
| Michael King | 89 | 12 | Cassidy Herbert | 426 | 10 | Total: 2 | | | Brandon Land | 1023 | 12 |
| Blake Markham | 90 | 10 | Sabrina James | 427 | 9 | Gladstone | | | Aidan Leever | 1024 | 12 |
| Samuel Martinez | 91 | 10 | Markus Julien | 428 | 11 | Aaliyah Asad | 711 | 9 | Conner McAdams | 1025 | 9 |
| Chase Massey | 92 | 12 | Cooper Ladd | 429 | 11 | Amanda Bays | 712 | 11 | Finn Mitchell | 1026 | 9 |
| Jacob Slifka | 93 | 9 | Keara Murphy | 430 | 11 | Grace Campbell | 713 | 11 | Kyle Moore | 1027 | 12 |
| Bennett Turner | 94 | 10 | Tucker Porter | 431 | 12 | Cameron Cronin | 714 | 11 | Alexa Norris | 1028 | 11 |
| Total: 10 | | | Konrad Raum | 432 | 10 | Alfred Dorsey | 715 | 10 | Jake Rogers | 1029 | 11 |
| Brookings-Harbor | | | Erick Vallejo Giffen | 433 | 10 | Dylan Farris | 716 | 11 | Shayla Solomon | 1030 | 12 |
| Isaac Cooper | 173 | | Zarah Wemple | 434 | 11 | Tiana Greene | 717 | 11 | Josiah Starr | 1031 | 12 |
| Andrew Enos | 174 | | Hudson Weybright | 435 | 12 | Konnor Hathaway | 718 | 10 | Michel Vargas | 1032 | 12 |
| Patrick Fulton | 175 | 12 | Jacob Woods | 436 | 11 | J.T. Luiggi | 719 | 11 | Gracie Williams | 1033 | 9 |
| Alonzo Nalls | 176 | 12 | Total: 18 | | Walker Melton | 720 | 11 | Total: 17 | | | |
| Abbey Schreiber | 177 | 12 | Crook County | | Jillian Sharp | 721 | 12 | Klamath Union | | | |
| Bailey Stamm | 178 | 11 | Emmett Bailor | 487 | 12 | Kiza Storer | 722 | 9 | Ben Blake | 1046 | 10 |
| Igor Steendahl | 179 | 11 | Noah Carmack | 488 | 12 | Briggs Tatom | 723 | 12 | Chris Case | 1047 | 12 |
| Ryan Steendahl | 180 | 11 | Neil Chaney | 489 | 12 | Deltric Thornton | 724 | | Nishi Chase | 1048 | 12 |
| Total: 8 | | | Noah Chaney | 490 | 10 | Chloe Villanueva | 725 | 9 | Cole deGroot | 1049 | 10 |
| Cascade | | | Reilly Connolly | 491 | | Total: 15 | | | Hunter Ellis | 1050 | 12 |
| Alan Beckmann | 213 | 12 | Adrien Fournier | 492 | 11 | Henley | | | Darius Holmes | 1051 | 9 |

**2017 OSAA / U.S. BANK / LES SCHWAB TIRES
TRACK & FIELD STATE CHAMPIONSHIPS
Hayward Field, University of Oregon - 5/18/2017 to 5/20/2017
4A - School Roster**

| Name | Comp# | Year | Name | Comp# | Year | Name | Comp# | Year | Name | Comp# | Year |
|----------------------|-------|------|------------------------|-------|------|--------------------|-------|------|----------------------|-------|------|
| Klamath Union | | | Jazmin Chavez | 1229 | 10 | Hannah Henderson | 1310 | 9 | George LaGessee | 1450 | 12 |
| Paul Jennings | 1052 | 11 | Payton Davison | 1230 | 10 | Michael House | 1311 | 10 | Makoa Matthews | 1451 | 9 |
| Michelangelo Luce | 1053 | 12 | Kaylee Delzotti | 1231 | 9 | Nick Lucas | 1312 | 10 | Kalista Ross | 1452 | 11 |
| Bryce Miles | 1054 | 12 | Ian Emlet | 1232 | 12 | Daniel Morris | 1313 | | Cade Smith | 1453 | 10 |
| Mikayla Najar | 1055 | 11 | Tess Garrett | 1233 | 10 | Tanner Nauta | 1314 | 10 | Annika Strasman | 1454 | 9 |
| Kiya Wilder | 1056 | 12 | River Ginn-Forsberg | 1234 | 10 | Berkely Olsen | 1315 | 12 | Ashleigh Timm | 1455 | 9 |
| Total: 11 | | | Matthew Hampton | 1235 | 12 | Katie Sandberg | 1316 | 10 | Cassidy Webber | 1456 | 10 |
| La Grande | | | Phillip Hernandez | 1236 | 11 | Marcus Simpson | 1317 | 11 | Total: 18 | | |
| Kendra Blake | 1060 | 11 | Chase Howerton | 1237 | 10 | David Sumpster | 1318 | 11 | North Marion | | |
| Luke Bloodgood | 1061 | 9 | Cody Jadin | 1238 | 11 | Gavin Thrower | 1319 | 12 | Emily Scanlan | 1479 | 10 |
| Connor Brandt | 1062 | 12 | Trevor Johnson | 1239 | 12 | Total: 19 | | | Ulises Vargas | 1480 | 12 |
| Kelsey Brown | 1063 | 11 | Zach Kellar | 1240 | 11 | Newport | | | MarDelSol Verasteugi | 1481 | 10 |
| Katie Carter | 1064 | 12 | Rena Krahn | 1241 | 12 | Joshua Allan | 1415 | 11 | Total: 3 | | |
| Abby Crews | 1065 | 10 | Tristin Lemmons | 1242 | 10 | Will Beaudry | 1416 | 12 | North Valley | | |
| Braden Crews | 1066 | 12 | Elise Martin | 1243 | 10 | Jesus Beltran | 1417 | 11 | Lily Allen | 1499 | 9 |
| Ashton Gilbert | 1067 | 11 | Ravyn Miranda | 1244 | 10 | Morgan Bengs | 1418 | 12 | Josiah Bergquist | 1500 | 9 |
| Lara Insko | 1068 | 9 | Tyler Post | 1245 | 11 | Jostan Brown | 1419 | 12 | Jason Claffey | 1501 | 12 |
| Heather Keniry | 1069 | 12 | Sirus Robie | 1246 | 10 | Brendan Chuck | 1420 | 11 | Hunter Comyford | 1502 | 12 |
| Rachael Keniry | 1070 | 9 | Mixtli Rodriguez | 1247 | 12 | Kai Daniels | 1421 | 10 | Shane Fields | 1503 | 11 |
| Kassidy Kightlinger | 1071 | 12 | Jaycee Smith | 1248 | 11 | Stuart Follett | 1422 | 11 | Connor Gratias | 1504 | 12 |
| Ben McLean | 1072 | 10 | Micah Tardie | 1249 | 10 | Ari Gomez | 1423 | 9 | Megan Hoback | 1505 | 12 |
| Irelyn Miles | 1073 | 11 | Total: 28 | | | Jam Gonzales | 1424 | 11 | Kyla Martinez | 1506 | 11 |
| Wyatt Perry | 1074 | 12 | Mazama | | | Tyler Hanrahan | 1425 | 12 | Melody McGrath | 1507 | 11 |
| Cade Reed | 1075 | 11 | Dennis Garcia | 1250 | 12 | Grace Hargett | 1426 | | Rebecca Miller | 1508 | 9 |
| Nathan Reed | 1076 | 9 | Israel Gill | 1251 | 11 | Halle Hargett | 1427 | 10 | David Moreno | 1509 | 10 |
| Micah Sexton | 1077 | 11 | Jake Healy | 1252 | 10 | Gabby Hernandez | 1428 | 9 | Josh Rau | 1510 | 10 |
| Jordan Teeter | 1078 | 11 | Gavin Johnson | 1253 | 11 | Ronan Krutzikowsky | 1429 | 11 | Baylee Touey | 1511 | 10 |
| Nickolas Tsiatsos | 1079 | 10 | Bryan Partida | 1254 | 10 | Destiny Martinez | 1430 | 12 | Kaylee Touey | 1512 | 9 |
| Bennett Welch | 1080 | 10 | Chad Remstedt | 1255 | 10 | Izabella McLane | 1431 | 10 | Christian Wytcherley | 1513 | 11 |
| Sajun White | 1081 | 10 | Mario Segura | 1256 | 11 | Ayite Mettle | 1432 | 11 | Total: 15 | | |
| Tristan White | 1082 | 11 | Ryan Westman | 1257 | 12 | Macy Rabourn | 1433 | 11 | Ontario | | |
| Zach Wiggins | 1083 | 9 | Matthew Yuchniuk | 1258 | 12 | Riley Rooke | 1434 | 12 | Katie Adams | 1555 | 9 |
| Karsen Williams | 1084 | 9 | Total: 9 | | | Janne Schmutzler | 1435 | 12 | Logan Davila | 1556 | 12 |
| Kenzie Williams | 1085 | 9 | McLoughlin | | | Jakob Spink | 1436 | 11 | Marcus Delgado | 1557 | 12 |
| Lauren Woodworth | 1086 | 12 | Bianca Garcia | 1278 | 10 | Tanner Stottlemire | 1437 | 10 | Sophie Draper | 1558 | 9 |
| Lewis Wright | 1087 | 12 | Delaney Karrels | 1279 | 12 | Tehya Woodruff | 1438 | 12 | Alex Espinoza | 1559 | 11 |
| Hunter Youngblood | 1088 | 10 | Camille Riley | 1280 | 12 | Total: 24 | | | Gonzalo Espinoza | 1560 | 11 |
| Total: 29 | | | Landon Warne | 1281 | 12 | North Bend | | | Easton Hartley | 1561 | 10 |
| Madras | | | Total: 4 | | | Zoey Acker | 1439 | 9 | Mikey Iracheta | 1562 | 12 |
| Harrison Manu | 1203 | 11 | Molalla | | | Austin Barker | 1440 | 12 | Ethan Kameshige | 1563 | 11 |
| Total: 1 | | | Hannah Allegretto-Wolf | 1301 | 10 | Michael Brown | 1441 | 12 | Sampson King | 1564 | 10 |
| Marshfield | | | Emma Andrews | 1302 | 10 | Giovanni Byers | 1442 | 11 | Taylee Larson | 1565 | 11 |
| Khaley Aguilar | 1222 | 10 | Lexy Beyer | 1303 | | Teron Catanzaro | 1443 | 10 | Javier Rodriguez | 1566 | 11 |
| Emily Anderson | 1223 | 12 | Treyton Bierly | 1304 | 10 | Ben Dailey | 1444 | 12 | Reyes Romayor | 1567 | 12 |
| Jamie Anderson | 1224 | 11 | Matthew Borowczak | 1305 | 12 | Daniel Ferenczi | 1445 | 12 | Keegan Susuki | 1568 | 12 |
| Makenna Anderson | 1225 | 9 | Rachel Bring | 1306 | 12 | Tyson Flitcroft | 1446 | 10 | Jazmine Ware | 1569 | 10 |
| Maddie Arzie | 1226 | 10 | Mont Child | 1307 | 12 | Martin Godinez | 1447 | 10 | Abbey Wood | 1570 | 11 |
| Hannah Beaulieu | 1227 | 11 | Desirae DesRosiers | 1308 | 12 | Ty Hampton | 1448 | 10 | Total: 16 | | |
| Devin Benson | 1228 | 10 | Anna Farmer | 1309 | 11 | Chelsea Howard | 1449 | 9 | Philomath | | |

**2017 OSAA / U.S. BANK / LES SCHWAB TIRES
TRACK & FIELD STATE CHAMPIONSHIPS
Hayward Field, University of Oregon - 5/18/2017 to 5/20/2017
4A - School Roster**

| Name | Comp# | Year | Name | Comp# | Year | Name | Comp# | Year | Name | Comp# | Year |
|---------------------------|-------|------|-----------------------|-------|------|------------------------|-------|------|------------------------|-------|------|
| Philomath | | | Alyssa Spang | 1854 | 12 | Noah Daily | 2124 | 12 | Daria Wonderlick | 2367 | 12 |
| Meaghan Alba | 1627 | 12 | Total: 15 | | | Matthew Frazeur | 2125 | 10 | Total: 16 | | |
| Lily Bogard | 1628 | 11 | Seaside | | | Cade Nau | 2126 | 12 | Yamhill-Carlton | | |
| Hannah Bovbjerg | 1629 | 9 | William Garvin | 1874 | 12 | Casey Pugh | 2127 | 11 | Shane Davis | 2515 | 11 |
| Madison Bushnell | 1630 | 9 | Gretchen Hoekstre | 1875 | 10 | Total: 9 | | | Andrew Doran | 2516 | 11 |
| Trevin Del Nero | 1631 | 9 | Jackson Januik | 1876 | 12 | Sutherlin | | | Sadie Horne | 2517 | 10 |
| Jared Erickson | 1632 | 12 | Phoenix Johnson | 1877 | 12 | Tristan Needham | 2186 | 12 | Total: 3 | | |
| Mariah Golston | 1633 | 9 | Juneau Meyer | 1878 | 12 | Kiersten Porter | 2187 | 11 | | | |
| Logan Hannigan-Downs | 1634 | 9 | Bradley Rzewnicki | 1879 | 12 | Total: 2 | | | | | |
| Clark Hellesto | 1635 | 12 | Total: 6 | | | Sweet Home | | | | | |
| Hannah Hernandez | 1636 | 9 | Sisters | | | Eric Blanchard | 2188 | 11 | | | |
| Jorge Hernandez-Delgado | 1637 | 11 | Jade Anaya | 1943 | 9 | Noah Dinsfriend | 2189 | 10 | | | |
| Halle Hewitt | 1638 | 9 | Anna Bartlett | 1944 | 11 | Megan Hager | 2190 | 9 | | | |
| Shaden Jensen | 1639 | 10 | Mandi Calavan | 1945 | 11 | Nathan Hager | 2191 | 12 | | | |
| Molly Klipfel | 1640 | 12 | Tucker Flannery | 1946 | 11 | Lance Hanson | 2192 | 10 | | | |
| Connor Kutzler | 1641 | 10 | Sam Garbrecht | 1947 | 12 | Dana Hiett | 2193 | 12 | | | |
| Emma Pankalla | 1642 | 9 | Keegan Greaney | 1948 | 12 | Zoe James | 2194 | 9 | | | |
| Maggie Ross | 1643 | 9 | Keaton Green | 1949 | 10 | Wes Parker | 2195 | 12 | | | |
| Jessica Saathoff | 1644 | 12 | Amy Hills | 1950 | 10 | Austin Stevens | 2196 | 11 | | | |
| Tegan Weaver | 1645 | 12 | Sam Lewis | 1951 | 12 | Noah Taraski | 2197 | 11 | | | |
| Total: 19 | | | Julianne Meeter | 1952 | 12 | Casey Tow | 2198 | | | | |
| Phoenix | | | Ryliereece Morgan | 1953 | 9 | Total: 11 | | | | | |
| Sienna Bauer | 1646 | 9 | Jordan Pollard | 1954 | 11 | Tillamook | | | | | |
| Margarita Maggie Carrillo | 1647 | 10 | Sabrina Reifschneider | 1955 | 12 | Solace Bergeron | 2247 | 9 | | | |
| Parker Cook | 1648 | 12 | Erynn Ricker | 1956 | 11 | Kaleb Boomer | 2248 | 9 | | | |
| Jasper Cortell | 1649 | 9 | Tate Ricker | 1957 | 10 | Rory Coon | 2249 | 12 | | | |
| Danielle Jantzer | 1650 | 12 | Brooke Robillard | 1958 | 10 | Zeke Coon | 2250 | 9 | | | |
| Madelene Marroquin-Salal | 1651 | 12 | Hallie Schwartz | 1959 | 9 | Carl Hjelmqvist | 2251 | 12 | | | |
| Anna Nash | 1652 | 10 | Korbin Sharp | 1960 | 10 | Kenny Kramer | 2252 | 11 | | | |
| Shayla Potratz | 1653 | 12 | Alexa Stewart | 1961 | 10 | Ryland Pampush | 2253 | 12 | | | |
| Emonie Snowton | 1654 | 11 | Total: 19 | | | Kara Putman | 2254 | 11 | | | |
| Sofia Tringolo | 1655 | 10 | Siuslaw | | | Jake Roesener | 2255 | 12 | | | |
| Robby Vos | 1656 | 11 | Kaylee Graham | 1962 | 11 | Total: 9 | | | | | |
| Total: 11 | | | Clark Hooper | 1963 | 12 | Valley Catholic | | | | | |
| Scappoose | | | Celie Mans | 1964 | 12 | Joey Biever | 2352 | 12 | | | |
| Tess Conway | 1840 | 9 | Calin Mason | 1965 | 19 | Julia Clark | 2353 | 12 | | | |
| Brennan Cox | 1841 | 11 | Carissa Oliver | 1966 | 12 | Patrick Dolan | 2354 | 9 | | | |
| Kelsey Ela | 1842 | 9 | Jack Pickell | 1967 | 12 | Petra Flemmer | 2355 | 12 | | | |
| Mackenzie Ela | 1843 | 11 | Kaeli Ramos | 1968 | 10 | Tara Fuiten | 2356 | 11 | | | |
| David Fazio | 1844 | 12 | Hannah Rannow | 1969 | 9 | Elizabeth Gibson | 2357 | 12 | | | |
| Michael Gift | 1845 | 12 | Trent Reavis | 1970 | 11 | Jacob Godshalk | 2358 | 12 | | | |
| Kyrah Harrison | 1846 | 9 | Destinie Tatum | 1971 | 12 | Seancarlos Gonzalez | 2359 | 12 | | | |
| Tevin Jeannis | 1847 | 11 | Total: 10 | | | Nate Hicken | 2360 | 9 | | | |
| Emma Jones | 1848 | 9 | Stayton | | | Taylor Isaac | 2361 | 10 | | | |
| John Kavulich | 1849 | 11 | Lauren Baddeley | 2119 | 12 | Callie Kawaguchi | 2362 | 10 | | | |
| Linnaea Kavulich | 1850 | 11 | Braden Ballard | 2120 | 10 | Kate MacNaughton | 2363 | 10 | | | |
| Brisyn Maller | 1851 | 9 | Jarred Boedigheimer | 2121 | 11 | Noelle Mannen | 2364 | 11 | | | |
| Nate Maller | 1852 | 11 | Jacob Classen | 2122 | 12 | Mary Oehler | 2365 | 12 | | | |
| Connor McNabb | 1853 | 10 | Jacobe Croff | 2123 | 11 | Nate Schmidlin | 2366 | 11 | | | |



Oregon School Activities Association

25200 SW Parkway Avenue, Suite 1

Wilsonville, OR 97070

503.682.6722 fax: 503.682.0960 www.osaa.org



OSAA

Peter Weber, Executive Director
Brad Garrett, Asst Exec Director
Kris Welch, Asst Exec Director
Steve Walker, Sports Info Director

Meet Director

Mike Olsen

Assistant Meet Director

Dennis Olafson

Facility Coordinator

Lance Deal
Ron Perkins

Equipment Coordinator

Jim Eckman

Referees

Mike Olsen
Dennis Olafson
Sandy Pashkin

Public Address

Matt Jarvis
Mick Cates
Jeff Drumm

Starters

Larry Byerly
Mathew Jackson
Michael Jackson
Tim Weaver
Jerry Jackson
Bruce Davis

FinishLynx Timer

John Teising

Clerk of Course

Jennifer Pleus

Course Marshals

Mike Peterson
Don Loomis

Inspector / Turn Judge / Umpire

Bob Latham
Mack Jenks

Wind Gauge

Bob Livak
Cheryl Kelly
Gabby Simdars
Suku Appalasmay

Finish Judge/Timers

Jacque Bowman
Gary Rabideau
Rich Kallunki

Results

Julie Hilsenteger
Karrin Garrison

Awards Coordinator

Bob Osburn
Mike Henderson
Gerry Mack

Field Communications

David Hess
Larry Hamblen

Weights & Measures

Dave Brunner
Carl Ostling
Gary Frazier

PV Certification and Weigh-in

Dale Settje

Pole Vault

Dan Umenhofer
Jim Moyer

High Jump

Bill Kelly
Joan DeLoretto

Horizontal Jumps

Mike Grover
Dave Moon
Phil Sutton
Jim Beyer
Guy Stratton

Discus

Dave O'Brien
Dick Lamster

Javelin

Bettina Huber

Shot Put

Brian Kau

Laser Measurement

Fred Thomas
Bart Poston

Coaches Advisory Committee

6A – Greg Letts – Centennial
5A – David Barkley – Wilsonville
4A – Chris Johnson – Siuslaw
3A – Scott Ball – Westside Christian
2A – Steve Richie – Kennedy
1A – Steve Hills – SW Christian

Athletic Training Coordinator

Marlee Hanson

Ticket Coordinator

Bill Bowers

National Anthem

5/18 – Lindsey Osbourm
5/29 - Taylor Bryant
5/20 – Brittany Mead



PACIFIC OFFICE
AUTOMATION

— PROBLEM SOLVED —

FOR OVER 35 YEARS

LOCALLY OWNED,

NATIONALLY RECOGNIZED

OUR PEOPLE MAKE TECHNOLOGY WORK.

Document management, IT services, printers & multifunction products, and more for your digital success

Pacific Office Automation
14747 NW Greenbrier Parkway
Beaverton, OR 97006

(888) 896-9029
pacificoffice.com



SHARP®

I AM a Champion.
I wear THE RING.



Jostens is the official ring provider for the Oregon School Activities Association.

Your determination and hard work have made you a champion! Whether you're an individual or a part of a team, you deserve to wear that status proudly.



In addition to the Official OSAA Champion Ring program, Jostens also offers fully customizable rings with endless design options. Please contact your Jostens representative if you are interested in creating a custom team ring.



To order, call 1.800.839.7125 or go to jostens.com/osaa.



**2016 OSAA / U.S. BANK / LES SCHWAB TIRES
TRACK & FIELD STATE CHAMPIONSHIPS
Hayward Field, University of Oregon - 5/19/2016 to 5/21/2016**

State Meet - Records

| | | | | |
|----|----------------------------|----------|-----------|--|
| 1 | Girls 3000 Meter Run 1A | 10:32.45 | 2004 | Hayley Oveson - Wallowa |
| 2 | Girls 3000 Meter Run 2A | 10:22.25 | 2015 | Sailor Hutton - Bandon |
| 3 | Girls 3000 Meter Run 3A | 9:53.89 | 5/19/2016 | Marissa Dobry - St Mary's |
| 4 | Boys 3000 Meter Run 1A | 8:43.19 | 2012 | Alex Dillard - Dufur |
| 5 | Boys 3000 Meter Run 2A | 8:42.40 | 2012 | Joseph Ewers - Central Linn |
| 6 | Boys 3000 Meter Run 3A | 8:30.23 | 5/19/2016 | Fabian Cardenas - Umatilla |
| 7 | Girls 4x100 Meter Relay 1A | 50.69 | 2009 | Crane L. Steeves, E. O'Toole, S. O'Crowley, A. Borelli |
| 8 | Girls 4x100 Meter Relay 2A | 50.47 | 5/20/2016 | East Linn Christian - East Linn Ch M Wilson, E Starr, S Nichol, D Rickman |
| 9 | Girls 4x100 Meter Relay 3A | 49.8h | 1979 | Lost River M. Wannamaker, N. O'Neil, R. Day, L. Nicholson |
| 10 | Boys 4x100 Meter Relay 1A | 44.14 | 2001 | Powder Valley R. Martin, E. Bingham, B. Turner, J. Maddox |
| 11 | Boys 4x100 Meter Relay 2A | 43.57 | 5/20/2016 | Vernonia - Vernonia J Medearis, S Burns, C Sullivan, R Connor |
| 12 | Boys 4x100 Meter Relay 3A | 43.43 | 2013 | Scio - Scio N Jones, A Holmberg, D. Harper, B Smith |
| 13 | Girls 1500 Meter Run 1A | 4:55.39 | 2004 | Hayley Oveson - Wallowa |
| 14 | Girls 1500 Meter Run 2A | 4:47.93 | 5/20/2016 | Sailor Hutton - Bandon |
| 15 | Girls 1500 Meter Run 3A | 4:35.86 | 5/20/2016 | Marissa Dobry - St Mary's |
| 16 | Boys 1500 Meter Run 1A | 4:04.66 | 2013 | Trevor Lane - SW Christian |
| 17 | Boys 1500 Meter Run 2A | 4:00.10 | 2008 | Max Long - Oakridge |
| 18 | Boys 1500 Meter Run 3A | 3:55.76 | 2010 | Cole Watson - Rogue River |
| 19 | Girls 100 Meter Dash 1A | 12.66 | 2012 | Lindsay LeBrun - Portland Lutheran |
| 20 | Girls 100 Meter Dash 2A | 12.67 | 2014 | Loghan Sprauer - Kennedy |
| 21 | Girls 100 Meter Dash 3A | 12.38 | 2016 | Megan Miller - Pleasant Hill |
| 22 | Boys 100 Meter Dash 1A | 11.01 | 2011 | Jake Ovgard - Triad |
| 23 | Boys 100 Meter Dash 2A | 10.93 | 2009 | Nevin Lewis - Culver |
| 24 | Boys 100 Meter Dash 3A | 10.7h | 1980 | Cameron Brennan - Yoncalla |
| 25 | Girls 400 Meter Dash 1A | 58.39 | 2009 | Emily Funkhouser - Sherman |
| 26 | Girls 400 Meter Dash 2A | 56.85 | 2007 | Keli Hall - Lakeview |
| 27 | Girls 400 Meter Dash 3A | 56.98 | 2008 | Jaela Dinsmore - Burns |
| 28 | Boys 400 Meter Dash 1A | 49.82 | 2007 | Maurus Hope - Adrian |
| 29 | Boys 400 Meter Dash 2A | 49.22 | 2010 | Colton Mastenbroek - Scio |
| 30 | Boys 400 Meter Dash 3A | 48.65 | 1985 | Mike Wisnovsky - St. Mary's |
| | | 48.65 | 2005 | Andrew Perri - Oakridge |
| 31 | Girls 100 Meter Hurdles 1A | 15.21 | 2006 | Emily Holding - Damascus Christian |
| 32 | Girls 100 Meter Hurdles 2A | 15.35 | 2007 | Jess McClune - Elgin |
| 33 | Girls 100 Meter Hurdles 3A | 14.72 | 2001 | Maranda Brownson - Yoncalla |
| 34 | Boys 110 Meter Hurdles 1A | 14.52 | 2009 | Sean Lewis - Damascus Christian |
| 35 | Boys 110 Meter Hurdles 2A | 14.70 | 2009 | Stephen Dickinson - Bonanza |
| 36 | Boys 110 Meter Hurdles 3A | 14.1h | 1987 | Devon White - Central Linn |
| 37 | Girls 800 Meter Run 1A | 2:21.71 | 2008 | Sarah Hanchett - McKenzie |
| 38 | Girls 800 Meter Run 2A | 2:15.90 | 2004 | Amber Looslie - Elgin |
| 39 | Girls 800 Meter Run 3A | 2:14.0h | 1982 | Deanna Scheidler - Kennedy |
| 40 | Boys 800 Meter Run 1A | 1:57.83 | 2012 | Nick Martin - Southwest Christian |
| 41 | Boys 800 Meter Run 2A | 1:57.07 | 2013 | Nathan Fleck - Vernonia |
| 42 | Boys 800 Meter Run 3A | 1:55.00 | 2005 | Andrew Perri - Oakridge |
| 43 | Girls 200 Meter Dash 1A | 26.32 | 1993 | Kelly Scrutton - North Clackamas Chris. |
| 44 | Girls 200 Meter Dash 2A | 25.99 | 2008 | Keli Hall - Lakeview |
| 45 | Girls 200 Meter Dash 3A | 25.49 | 2008 | Jaela Dinsmore - Burns |
| 46 | Boys 200 Meter Dash 1A | 22.35 | 2011 | Jake Ovgard - Triad |
| 47 | Boys 200 Meter Dash 2A | 21.99 | 2009 | Nevin Lewis - Culver |
| 48 | Boys 200 Meter Dash 3A | 21.6h | 1986 | Shane Campbell - Enterprise |
| 49 | Girls 300 Meter Hurdles 1A | 45.46 | 2009 | Emily Funkhouser - Sherman |

2016 OSAA / U.S. BANK / LES SCHWAB TIRES
TRACK & FIELD STATE CHAMPIONSHIPS
Hayward Field, University of Oregon - 5/19/2016 to 5/21/2016
State Meet - Records

| | | | | |
|----|----------------------------|----------|-----------|---|
| 50 | Girls 300 Meter Hurdles 2A | 45.41 | 2015 | Emily Parks - Lost River |
| 51 | Girls 300 Meter Hurdles 3A | 44.65 | 2002 | Holly Prinslow - Gervais |
| 52 | Boys 300 Meter Hurdles 1A | 39.01 | 2009 | Sean Lewis - Damascus Christian |
| 53 | Boys 300 Meter Hurdles 2A | 38.45 | 2010 | Coulter Mastenbroek - Scio |
| 54 | Boys 300 Meter Hurdles 3A | 38.12 | 2006 | Marshall Ackley - Nyssa |
| 55 | Girls 4x400 Meter Relay 1A | 4:03.62 | 2009 | Crane L.Steeves, A. Borelli, B. Milburn, S. O'Crowley |
| 56 | Girls 4x400 Meter Relay 2A | 4:00.92 | 2010 | St. Mary's M. Martin, M. Krieser, A. Steinsiek, S. Bennion |
| 57 | Girls 4x400 Meter Relay 3A | 4:02.59 | 2011 | St. Mary's M. Krieser, A. Steinsiek, E. Peterson, S. Bennion |
| 58 | Boys 4x400 Meter Relay 1A | 3:27.48 | 2001 | Powder Valley B. Turner, E. Bingham, R. Martin, J. Maddox |
| 59 | Boys 4x400 Meter Relay 2A | 3:26.64 | 2007 | St. Mary's D. Hillgartner, D. Delgado, M. Seus, M. Miller |
| 60 | Boys 4x400 Meter Relay 3A | 3:24.90 | 2012 | Westside Christian E. Parker, J. Hanscom, K. Anderson, D. Harris |
| 61 | Girls Long Jump 1A | 17-10.75 | 2010 | Kristan Holding |
| 62 | Girls Long Jump 2A | 18-00.25 | 2007 | Daedra Carline |
| 63 | Girls Long Jump 3A | 18-10.50 | 2001 | Maranda Brownson - Yoncalla |
| 64 | Boys Long Jump 1A | 22-06.25 | 2013 | Gabe Ovgard - Triad |
| 65 | Boys Long Jump 2A | 22-05.50 | 2015 | DiSean Hernandez - Central Linn |
| 66 | Boys Long Jump 3A | 23-05.50 | 1978 | Mike Douglas - North Douglas |
| 67 | Girls Triple Jump 1A | 36-09 | 1996 | Melissa McElligott - Ione |
| 68 | Girls Triple Jump 2A | 37-08 | 2012 | Alexis Anderson - Neah-Kah-Nie |
| 69 | Girls Triple Jump 3A | 38-00.75 | 1999 | Maranda Brownson - Yoncalla |
| 70 | Boys Triple Jump 1A | 46-07 | 2011 | Blake Steeves - Crane |
| 71 | Boys Triple Jump 2A | 44-07.50 | 2015 | DiSean Hernandez - Central Linn |
| 72 | Boys Triple Jump 3A | 46-01.50 | 1988 | Jake Llado - Regis |
| 73 | Girls High Jump 1A | 5-06 | 2003 | Emily Peterson - Umpqua Valley Christian |
| 74 | Girls High Jump 2A | 5-06 | 2013 | Loghan Sprauer - Kennedy |
| 75 | Girls High Jump 3A | 6-00 | 1982 | Shari Collins - Chiloquin |
| 76 | Boys High Jump 1A | 6-08 | 2000 | Jason Ferres - Dufur |
| 77 | Boys High Jump 2A | 6-07 | 2007 | Nevin Lewis - Culver |
| 78 | Boys High Jump 3A | 6-09 | 1986 | Matt Owen - Dayton |
| 79 | Girls Pole Vault 1A | 12-05 | 1999 | Sarah Sasaki - North Clackamas Chris. |
| 80 | Girls Pole Vault 2A | 10-09 | 2012 | Shannelle Cayetano - Portland Christian |
| 81 | Girls Pole Vault 3A | 11-07 | 1998 | Jenni Ashcroft - Sheridan |
| 82 | Boys Pole Vault 1A | 14-06 | 5/19/2016 | Garrett Hitz - Prairie City |
| 83 | Boys Pole Vault 2A | 16-02 | 5/19/2016 | Corey Sledge - Culver |
| 84 | Boys Pole Vault 3A | 16-06 | 2015 | Justin Petz - La Pine |
| 85 | Girls Shot Put 1A | 40-11 | 1996 | Stephanie Ervin - Adrian |
| 86 | Girls Shot Put 2A | 40-00 | 2011 | Jessica Johns - Canyonville |
| 87 | Girls Shot Put 3A | 44-10 | 2012 | Emmi Collier - Warrenton |
| 88 | Boys Shot Put 1A | 54-02.50 | 2008 | Kasey McCullough - Dufur |
| 89 | Boys Shot Put 2A | 56-06 | 2013 | Trevor Walker - Central Linn |
| 90 | Boys Shot Put 3A | 63-11.25 | 1979 | Ron Schmidt - Wahtonka |
| 91 | Girls Discus Throw 1A | 136-03 | 2004 | Jessica Zita - Echo |
| 92 | Girls Discus Throw 2A | 126-01 | 2015 | Moana Gianotti - Riddle |
| 93 | Girls Discus Throw 3A | 158-01 | 2006 | Jaclyn Espinoza - Regis |
| 94 | Boys Discus Throw 1A | 160-08 | 2008 | Willy Johnson - Days Creek |
| 95 | Boys Discus Throw 2A | 161-05 | 5/20/2016 | Brett Elder - Nestucca |
| 96 | Boys Discus Throw 3A | 179-10 | 1979 | Ron Schmidt - Wahtonka |
| 97 | Girls Javelin Throw 1A | 146-04 | 2012 | Ellie Logan - Condon/Wheeler |
| 98 | Girls Javelin Throw 2A | 131-03 | 5/19/2016 | Kaylee Wright - Grant Union |

**2016 OSAA / U.S. BANK / LES SCHWAB TIRES
TRACK & FIELD STATE CHAMPIONSHIPS
Hayward Field, University of Oregon - 5/19/2016 to 5/21/2016**

State Meet - Records

| | | | | |
|-----|----------------------------|---------|------|--|
| 99 | Girls Javelin Throw 3A | 147-02 | 2007 | Chrissi Grizzel - Jefferson |
| 100 | Boys Javelin Throw 1A | 201-08 | 2012 | Justin Larson - Dayville |
| 101 | Boys Javelin Throw 2A | 201-09 | 2015 | Jackson VanVuren - Faith Bible |
| 102 | Boys Javelin Throw 3A | 199-02 | 2012 | Shane Brooks - Pleasant Hill |
| 105 | Girls 3000 Meter Run 4A | 9:50.58 | 1996 | Melinda Campbell - Newport |
| 106 | Girls 3000 Meter Run 5A | 9:53.59 | 2015 | Olivia Brooks - Summit |
| 107 | Girls 3000 Meter Run 6A | 9:32.08 | 2013 | Erin Clark - South Eugene |
| 108 | Boys 3000 Meter Run 4A | 8:31.13 | 1994 | Billy Harper - Junction City |
| 109 | Boys 3000 Meter Run 5A | 8:28.62 | 2013 | Matthew Maton - Summit |
| 110 | Boys 3000 Meter Run 6A | 8:10.66 | 2000 | Eric Logsdon - Canby |
| 111 | Girls 4x100 Meter Relay 4A | 48.59 | 1985 | Siuslaw K. Lang, T. Courtney, T. Gortler, K. Elkins |
| 112 | Girls 4x100 Meter Relay 5A | 47.99 | 2015 | Hillsboro - Hillsboro A Dean, K Thomas, K Taube, M Ellsworth |
| 113 | Girls 4x100 Meter Relay 6A | 46.57 | 2003 | Benson A. Taylor, B. Probasco-Canda, S. Callier, D. Jones |
| 114 | Boys 4x100 Meter Relay 4A | 42.73 | 2010 | Banks M. Cutone, N. Turner, C. Seyferth, L. Norgren |
| 115 | Boys 4x100 Meter Relay 5A | 42.64 | 2012 | Summit N. Lybarger, M. Wilson, C. Thomas, T. Peay |
| 116 | Boys 4x100 Meter Relay 6A | 41.19 | 2014 | Sheldon - Sheldon A Starnes, N Starnes, T Kuykendall, M Horning |
| 117 | Girls 1500 Meter Run 4A | 4:31.92 | 2003 | Brianna Anderson-Gregg - Philomath |
| 118 | Girls 1500 Meter Run 5A | 4:32.02 | 2009 | Kayleigh Tyerman - Crater |
| 119 | Girls 1500 Meter Run 6A | 4:24.54 | 1981 | Kathy Hayes - Newberg |
| 120 | Boys 1500 Meter Run 4A | 3:54.08 | 1994 | Rhy Reynolds - Newport |
| 121 | Boys 1500 Meter Run 5A | 3:53.08 | 2014 | Matthew Maton - Summit |
| 122 | Boys 1500 Meter Run 6A | 3:49.76 | 2004 | Galen Rupp - Central Catholic |
| 123 | Girls 100 Meter Dash 4A | 11.94 | 2014 | Kerissa D'Arpino - North Valley |
| 124 | Girls 100 Meter Dash 5A | 11.78 | 2009 | Kellie Schueler - Summit |
| 125 | Girls 100 Meter Dash 6A | 11.90 | 1989 | LaReina Woods - Corvallis |
| | | 11.90 | 2007 | Mandy White - Lakeridge |
| 126 | Boys 100 Meter Dash 4A | 10.91 | 1986 | Todd Hope - Gold Beach |
| 127 | Boys 100 Meter Dash 5A | 10.77 | 2012 | Taylor Walcott - Marist |
| 128 | Boys 100 Meter Dash 6A | 10.48 | 2011 | Thomas Tyner - Aloha |
| 129 | Girls 400 Meter Dash 4A | 54.68 | 2013 | Venessa D'Arpino - North Valley |
| 130 | Girls 400 Meter Dash 5A | 54.60 | 2009 | Kellie Schueler - Summit |
| 131 | Girls 400 Meter Dash 6A | 54.64 | 2002 | Brandi Probasco-Canda - Benson |
| 132 | Boys 400 Meter Dash 4A | 48.51 | 1997 | Ross Krempley - Sherwood |
| 133 | Boys 400 Meter Dash 5A | 48.93 | 2010 | Jack Galpin - Crater |
| 134 | Boys 400 Meter Dash 6A | 47.09 | 1986 | Gus Envela - McKay |
| 135 | Girls 100 Meter Hurdles 4A | 14.66 | 2013 | Claire Thomas - Molalla |
| 136 | Girls 100 Meter Hurdles 5A | 14.41 | 2015 | Anna Dean - Hillsboro |
| 137 | Girls 100 Meter Hurdles 6A | 14.17 | 2007 | Bianca Mathabane - Lincoln |
| 138 | Boys 110 Meter Hurdles 4A | 14.2h | 1978 | Tim Sim - Central Linn |
| 139 | Boys 110 Meter Hurdles 5A | 14.32 | 2010 | Howard Lao - Cleveland |
| 140 | Boys 110 Meter Hurdles 6A | 13.77 | 1988 | Bob Gray - David Douglas |
| 141 | Girls 800 Meter Run 4A | 2:12.78 | 2003 | Brianna Anderson-Gregg - Philomath |
| 142 | Girls 800 Meter Run 5A | 2:12.00 | 2008 | Alyssa O'Connor - Summit |
| 143 | Girls 800 Meter Run 6A | 2:07.6h | 1978 | Teri Wierson - Sunset |
| 144 | Boys 800 Meter Run 4A | 1:53.71 | 2013 | Brett Willyard - Seaside |
| 145 | Boys 800 Meter Run 5A | 1:52.68 | 2015 | Caleb Hoffmann - Bend |
| 146 | Boys 800 Meter Run 6A | 1:50.60 | 2008 | Elijah Greer - Lake Oswego |
| 147 | Girls 200 Meter Dash 4A | 24.11 | 2013 | Venessa D'Arpino - North Valley |
| 148 | Girls 200 Meter Dash 5A | 23.94 | 2009 | Kellie Schueler - Summit |

**2016 OSAA / U.S. BANK / LES SCHWAB TIRES
TRACK & FIELD STATE CHAMPIONSHIPS
Hayward Field, University of Oregon - 5/19/2016 to 5/21/2016**

State Meet - Records

| | | | | |
|-----|----------------------------|----------|-----------|---|
| 149 | Girls 200 Meter Dash 6A | 24.01 | 2009 | Kayla Smith - Benson |
| 150 | Boys 200 Meter Dash 4A | 21.90 | 2010 | Matt Anthony - Ontario |
| 151 | Boys 200 Meter Dash 5A | 21.55 | 5/21/2016 | Jacoby McNamara - Redmond |
| 152 | Boys 200 Meter Dash 6A | 21.20 | 2011 | Jack Galpin - Crater |
| 153 | Girls 300 Meter Hurdles 4A | 43.85 | 2013 | Claire Thomas - Molalla |
| 154 | Girls 300 Meter Hurdles 5A | 44.22 | 2010 | Olivia Ferrara - Liberty |
| 155 | Girls 300 Meter Hurdles 6A | 42.58 | 2001 | Janelle Joy - Milwaukie |
| 156 | Boys 300 Meter Hurdles 4A | 38.14 | 2013 | Joe Delgado - Ontario |
| 157 | Boys 300 Meter Hurdles 5A | 38.15 | 2007 | Andrew Hastings - Corvallis |
| 158 | Boys 300 Meter Hurdles 6A | 36.10 | 1979 | Ken Scott - Aloha |
| 159 | Girls 4x400 Meter Relay 4A | 3:56.83 | 2008 | Henley K.Poetsch, S. North, K. Waugh, T. Wallace |
| 160 | Girls 4x400 Meter Relay 5A | 3:52.77 | 5/21/2016 | Summit - Summit P Flannery, E Stevenson, H Cochran, S Reeves |
| 161 | Girls 4x400 Meter Relay 6A | 3:49.97 | 2003 | Benson P. Chandler, S. Callier, D. Jones, B. Probasco-Can |
| 162 | Boys 4x400 Meter Relay 4A | 3:22.53 | 1984 | Sutherlin K. Wells, G. Stillwell, R. Brown, P. Villagran |
| 163 | Boys 4x400 Meter Relay 5A | 3:20.37 | 5/21/2016 | Redmond - Redmond C Mortenson, J Soto, D Pate, J McNamara |
| 164 | Boys 4x400 Meter Relay 6A | 3:16.82 | 1990 | Benson V. Watson, A. Jamison, J. Miles, L. Pierce |
| 165 | Girls Long Jump 4A | 19-02.50 | 2007 | Amy Skofstad - Gladstone |
| 166 | Girls Long Jump 5A | 19-02.25 | 5/20/2016 | Tieara Norman - Milwaukie |
| 167 | Girls Long Jump 6A | 19-08.50 | 1988 | Karen Alcorn - Oregon City |
| 168 | Boys Long Jump 4A | 24-03.75 | 1987 | Greg Byrne - Dallas |
| 169 | Boys Long Jump 5A | 23-07.50 | 2008 | Derek Newsom - Silverton |
| 170 | Boys Long Jump 6A | 24-05 | 2001 | Jordan Kent - Churchill |
| 171 | Girls Triple Jump 4A | 38-06.50 | 5/21/2016 | Darian Hageman - Astoria |
| 172 | Girls Triple Jump 5A | 38-10.50 | 2007 | Ashley Potter - Thurston |
| 173 | Girls Triple Jump 6A | 40-06.75 | 1992 | Keeoma Wardford - Sunset |
| 174 | Boys Triple Jump 4A | 49-04.75 | 2002 | Dominique Easterling - Madras |
| 175 | Boys Triple Jump 5A | 47-04 | 2014 | Cameron Retherford - Benson |
| 176 | Boys Triple Jump 6A | 51-00 | 1985 | Latin Berry - Milwaukie |
| 177 | Girls High Jump 4A | 6-00 | 1974 | Joni Huntley - Sheridan |
| 178 | Girls High Jump 5A | 6-01 | 2013 | Rachel Proteau - West Albany |
| 179 | Girls High Jump 6A | 5-10 | 1989 | Laurel Roberts - Oregon City |
| 180 | Boys High Jump 4A | 6-09.25 | 1997 | Kyley Johnson - North Valley |
| 181 | Boys High Jump 5A | 7-00.50 | 2007 | Billy Butler - Hillsboro |
| 182 | Boys High Jump 6A | 7-00.25 | 1993 | Chris Nelson - Mazama |
| 183 | Girls Pole Vault 4A | 12-05 | 2010 | Sammie Clark - North Bend |
| 184 | Girls Pole Vault 5A | 12-09.50 | 2009 | Mariah Roberge - Marshfield |
| 185 | Girls Pole Vault 6A | 12-08 | 2014 | Laura Taylor - Tualatin |
| 186 | Boys Pole Vault 4A | 16-07 | 1997 | Matt Petz - La Pine |
| 187 | Boys Pole Vault 5A | 15-08 | 2014 | Liam Henshaw - Marist |
| 188 | Boys Pole Vault 6A | 17-07 | 2003 | Tommy Skipper - Sandy |
| 189 | Girls Shot Put 4A | 48-07 | 1988 | Christy Ward - North Valley |
| 190 | Girls Shot Put 5A | 41-11 | 2008 | Alesha Trattner - Glencoe |
| 191 | Girls Shot Put 6A | 49-08 | 2005 | Stephanie Horton - Tigard |
| 192 | Boys Shot Put 4A | 64-09 | 1975 | Curt Denney - Burns |
| 193 | Boys Shot Put 5A | 62-08.75 | 5/20/2016 | Zack Short - Lebanon |
| 194 | Boys Shot Put 6A | 66-01.25 | 2009 | Ryan Crouser - Barlow |
| 195 | Girls Discus Throw 4A | 152-10 | 2009 | Laura Bobek - Astoria |
| 196 | Girls Discus Throw 5A | 137-05 | 2012 | McKenzie Warren - Sandy |
| 197 | Girls Discus Throw 6A | 154-05 | 2012 | Ariel Oliver - McMinnville |

**2016 OSAA / U.S. BANK / LES SCHWAB TIRES
TRACK & FIELD STATE CHAMPIONSHIPS
Hayward Field, University of Oregon - 5/19/2016 to 5/21/2016**

State Meet - Records

| | | | | |
|-----|------------------------|--------|-----------|----------------------------------|
| 198 | Boys Discus Throw 4A | 194-00 | 1975 | Tom Schillinger - Burns |
| 199 | Boys Discus Throw 5A | 200-00 | 5/20/2016 | Sebastian Barajas - Hood River V |
| 200 | Boys Discus Throw 6A | 197-11 | 1985 | Brent Patera - Sprague |
| 201 | Girls Javelin Throw 4A | 155-08 | 2002 | Sam Young - Henley |
| 202 | Girls Javelin Throw 5A | 155-11 | 2008 | Michelle Coombs - Hermiston |
| 203 | Girls Javelin Throw 6A | 172-08 | 2005 | Rachel Yerkovich - Newberg |
| 204 | Boys Javelin Throw 4A | 204-09 | 2010 | Tyler Callahan - Estacada |
| 205 | Boys Javelin Throw 5A | 205-08 | 2012 | Garrett Snow - Eagle Point |
| 206 | Boys Javelin Throw 6A | 231-01 | 2009 | Sam Crouser - Gresham |



WATCH ANYWHERE

The NFHS Network is **THE PLACE** to watch high school sports.
By giving students the resources needed to produce their own broadcasts,
we keep you connected with LIVE, online coverage. No matter where you are,
HIGH SCHOOL HAPPENS HERE!



Introducing the Apple TV & Android APP!

Visit NFHSnetwork.com to join for **FREE**.






SHOW US YOUR FIGHTING SPIRIT

THE UNITED STATES MARINE CORPS IS PROUD TO INTRODUCE THE SEMPER FIDELIS ALL-AMERICAN PROGRAM, WHICH RECOGNIZES STUDENTS WHO SUCCEED BY HARNESSING THEIR FIGHTING SPIRIT. DO YOU HAVE WHAT IT TAKES?

- APPLY TO BE SELECTED AS ONE OF THE *ELITE*
- *EARN THE TITLE SEMPER FIDELIS ALL-AMERICAN*
- ATTEND THE *BATTLES WON ACADEMY IN WASHINGTON, D.C.*

SFAAP.MARINES.COM



STEENS MOUNTAIN HIGH ALTITUDE RUNNING CAMP

Developing Champions Since 1975



- * WATERFALLS, WILDLIFE, WILDERNESS
- * HIKING, CAMPFIRES, TEAM OLYMPICS
- * FLORA, FAUNA, FUN, FANTASTIC FOOD!
- * GREAT SPEAKERS:
MAX KING & MELODY FAIRCHILD
- * GREAT PRE-SEASON TRAINING
UP TO 9,500 FT
- * COACHES WELCOME WITH TEAMS!

2 SESSIONS AVAILABLE FOR ATHLETES

SESSION ONE - July 16-22, 2017
SESSION TWO - July 23-29, 2017

For more information and
Registration Form go to:

www.steens.camp

E-Mail: steensmt@q.com
Phone: 541-342-2337

MIP

MEDALIST IN PIZZA



BE LEGENDARY

ABBY'S INC., 2016



PROUD PARTNER

**FEEL THE
POWER
OF LANE
ATHLETICS**



BASEBALL • BASKETBALL • CROSS COUNTRY • SOCCER • TRACK AND FIELD • VOLLEYBALL

 **Lane**
Community College SM

lanetitans.net

» #MYREASONWHY « *My Team*

They are like my second family.

After practices, we all go out to eat together. On weekends, we meet up to ride bikes or swim.

And when we play, it's not for the people up in the stands. It's not for the victory. It's just for us.

MAHLIK H.

*Student from Bloomington, IL
Football, Wrestling*

What's Your Reason?

High school activities allow you to connect to yourself, your community and your future. Find your place. Find yourself. Find your reason why.

Learn more and join in at
nfhs.org/myreasonwhy



#MyReasonWhy   



ACHIEVING GOALS

TEAMWORK | RESPONSIBILITY | ACCOMPLISHMENT

Whether students are shooting for the hoop, singing in choir, marching in time or aiming for the end zone, they are practicing skills that will serve them well in school, on the job and in life.

Les Schwab is proud of the players and performers of the OSAA. We believe in supporting students as they learn about commitment, hard work and serving the community – values the company believes in. We're glad to be a title sponsor of the OSAA, helping students get the chance to participate in the state playoffs and championships.

THANK YOU FOR BEING HERE AND FOR SUPPORTING OUR GREAT YOUNG PEOPLE.



Doing the right thing matters.®

107 Oregon locations to serve you • Over 455 stores throughout the West • www.LesSchwab.com



Title Sponsor



Title Sponsor



Official Balls



The Oregonian OREGONLIVE
Oregonian Cup



Apparel/Footwear



Website



HEALTH
Player of the Game



PACIFIC OFFICE AUTOMATION
— PROBLEM SOLVED —
Radio Network



Academic All-State



Official Beverage



Television/Streaming



Retail Sporting Goods



School Team Websites



Official Soccer Ball



Merchandise Partners



LEGENDARY PIZZA™
Team Resource Partner



Media Partners